

NMRA LONE STAR REGION Cowcatcher DIVISION 1 Whistle

Vol.2. No.5



May 2018

Division 1 Meeting

Saturday, May 12,
2018, 10 am
at Leo & Lorrie's Home
6301 N Hill Ln, Ft.
Worth, 76135

Program: Weathering a
Boxcar by Duane Rich-
ardson

In This Issue:

Annual D1 Picnic.....	1
Director's Report.....	2
Program Director.....	3
From the Firebox.....	4
Calendar of Events.....	6
NMRA Layout Listing....	7
Contest Corner.....	8 & 9
Show & Tell.....	10
Club Directory.....	11
Area Hobby Shops.....	12



www.cowcatcherdivision.org



Our First Annual Division 1 Spring / Summer Hot Dog Cookout & Picnic

Bring your own lawn chair; Food is provided. This will be our [May Cowcatcher Division 1](#) meeting. This Special Event is OPEN to anyone, NMRA member or not. Come celebrate National Train Day! You are encouraged to invite your friends and let's share our great hobby and organization. All train clubs Welcome!

This Meeting will be held at:
Leo and Lorrie Palitti's House

Home of the Black Bear & Bayou Model Railroad

(If you've never seen this world class layout don't miss this special opportunity).

6301 North Hill Lane
Fort Worth, Texas 76135

Saturday May 12, 2018
10 AM

Lunch at 12:30 PM

NMRA Lone Star Region
Cowcatcher
DIVISION 1
Whistle

Vol. 2 No. 5 May 2018

Division 1 Director

Mike Mackey

director@cowcatcherdivision.org

Secretary

John Garfield

secretary@cowcatcherdivision.org

Treasurer

Kenneth Kaiser

treasurer@cowcatcherdivision.org

Program Manager

Dick Brannan

pm@cowcatcherdivision.org

Operations Manager

David Grein

ops@cowcatcherdivision.org

Achievement Program Advisors

Leo and Lorrie Palitti

ap@cowcatcherdivision.org

Contest Advisors

Casey Akin

contest1@cowcatcherdivision.org

Cody Akin

contest2@cowcatcherdivision.org

Webmaster

Mike Corley

webmaster@cowcatcherdivision.org

Newsletter Editor

Chris Galvin

editor@cowcatcherdivision.org

Directors Report



Amazing how time flies, right? It was just twelve short months ago that we started monthly meetings in Division 1 and look how things have grown. Our attendance has reached a monthly average of around 40. Our clinics are being enjoyed by all, and many modelers are improving their skills. The Achievement Program within our division is growing by leaps and bounds. We've established a new recruiting booth and test track. Our meeting location is one of the best ever thanks to the Texas Western Model Railroad Club. Finally, your team of managers work so well together that this well-oiled machine makes my job so satisfying. I'd like to thank everyone in our division for contributing to our cumulative success.

Our April meeting was a fantastic event! Many thanks to our adopted D3 member Duane Richardson for providing another clinic filled with tons of information. Duane will be back again this month with weathering techniques. This clinic will cover many ways to achieve realistic results. Don't miss it!

Our regional convention is less than 60 days away. If you haven't attended a convention before you are missing a SUPER experience. You'll definitely want to register for the Austin Eagle. Visit www.austineagle.org for more information. As of this writing, I still haven't heard any news regarding the outcome of the national election. Maybe by the time of our meeting I'll be able to share the results.

I'm hoping to see each of you at our next meeting on May 12th. It's always nice to see our regulars. That said, please let me reach out to our D1 members that we haven't seen in a long time. If you haven't attended a meeting in a while, I'd like to invite you back for another visit. I'm hopeful that your experience will be a good one and that you'd want to make more frequent visits. We have 169 members in our division, yet only about 20% of our members attend our gatherings. If you aren't getting as much from your NMRA membership as you'd like, consider joining us on May 12th. You'll be glad you did!

Keep training!

Mike Mackey, MMR
Director, Cowcatcher Division 1

Programs/ Clinics

Cowcatcher Division Program for May 12, 2018.

Clinic Overview

Decaling by Duane Richardson, MMR

In May's meeting we will feature the 3rd installment of our 4 part box car clinic. This month Duane Richardson will lead us through weathering the boxcar and cleaning up the water spots from last month's decaling clinic.

Regardless of whether you participated in the first two sessions of the clinic you will see techniques demonstrated for weathering rolling stock which will improve your modeling skills.

In June, the intent is to use the box car to create a MOW scene for your layout or possible entry in the upcoming LSR convention.

Our presenter, Duane Richardson MMR has been around the hobby his entire life, receiving his first train set as a young boy to an advanced modeler learning from lots of mentors, who would go on to become MMR's. He joined the NMRA in the later 90's and achieved MMR status in 2007. This made his father, Paul, and Duane the first Father/Son MMR's team. He has won numerous contest awards at local and Regional shows covering most categories in modeling and photography (including the Best of Show Awards in both modeling and photography). Duane has also won awards at the National Narrow Gauge Conventions and had his work on the cover of Sn3 Modeler and the Cowcatcher Roundup. He models the Purgatory & Devil River Railroad in HO_{N3}, which is a fictitious Colorado narrow gauge line set in the fall of 1957. He also is a member of the North Texas Narrow Gauge Group..

He is extremely active in the LSR serving as Division 3 Director for 4 years, Director at large for 8, being the LSR webmaster for 14 years, Contest Room Chairman for 6 years and is about to complete his 4th year as the Achievement Program Chairman. He was presented the LSR's Freitag Award for service to the LSR and the LSR's President's Award at the 2016 convention. From a teaching side I have been teaching clinics in the DFW area going back to 1991. Duane's most redeeming quality is he always has time for other modeler's questions.

Duane has taught at the LSR conventions going back to 1999 and several National Narrow Gauge Conventions and Sn3 Symposium's, and has written articles for several years that have appeared in the Marker Lamp and is the only author to have articles in every issue of the HO_{N3} Annual..

Dick Brannan

Division 1 Program Manager

2018 Lone Star Region Convention

The Austin Eagle
June 13 - 17, 2018

www.austineagle.org

Wingate by Wyndham
Round Rock Hotel
And Conference Center
1209 North Interstate Hwy 35,
Round Rock, TX
(512)-341-7000

Keynote Speaker: Trevor
Marshall.

2018 NMRA National Convention Sunday, August 5th to Sunday, August 12th, 2018 Kansas City, MO

at The Westin Kansas City at Crown Plaza
1 E Pershing Rd, Kansas City, Missouri 64108

<http://www.kc2018.org/>

**Banquet Speaker
Tony Koester**

Clinics

Layout Tours

Prototype Tours

Contest Room

Non-Rail Activities

Modeling with the Masters

Operations Road Show

Tales from the Firebox

Recently, I vacationed on the Olympic Peninsula in Washington state. I hiked every day and ran across Railroad Bridge Park in Sequim, WA. The bridge crosses the Dungeness river and carried trains of the Seattle, Port Angeles, and Western Railway (a subsidiary of the Milwaukee Road).

What makes this Howe Truss bridge interesting is its construction of wood. The bridge was built in 1916 and was replaced in 1930, again entirely of wood. It spans 156 feet and is 22 feet high. Wooden trestles connected it to the roadbed at each end.

I took a few photos that only a model railroader would like. I hope the detail photos interest you. They are mostly of nuts, bolts, and washers, plus beam lamination, and truss rods.

Happy rails,

Mike Corley
Webmaster



Railroad Bridge Park





**Starts Friday, May 25th @ 7 pm
Ends Saturday, May 26th @ 7 pm**

**At the Saginaw Heritage Center
301 S. Saginaw Blvd, Saginaw, Texas**

**Scheduled programs include slide shows,
speakers, clinics, video's, and train trivia
as well as Train Watching & Railfanning.**

It's Time To Watch Some Trains!!!

(a small donation appreciated to cover insurance)

Bring your lawn chairs, camera's and enjoy this event!



Calendar of Events & Trainshows



May

3rd - Texas Western Model RR Club Business Meeting, Texas Western Model Railroad Club, 6808 Forest Hill Dr, Forest Hill, TX 76140. 7pm - 9 pm
<http://twmrc.org/>

5th - YMR Longhorn Division Meeting, Texas Western Model RR Club, 6808 Forest Hill Dr, Forest Hill, TX 76140, 10 am - 12 pm, John Skiba, Organizer
westsidelumberco@gmail.com

5th & 6th Austin Area Train Show; Williamson County Train Expo Center, 5350 Bill Pickett Trail, Taylor, TX; Saturday, 10 am - 5 pm, Sunday, 10 am - 4 pm, Admission: \$7. adults,
www.austinrailway.org/trainshow

12th - NMRA Lone Star Region Cowcatcher Division 1 May Meeting, 10 AM
Leo & Lorrie Palitti's home:
6301 N Hill Ln, Ft W 76135

19th - NMRA Lone Star Region Division 3 Meeting Christ the Servant Lutheran Church, 821 S. Greenville Ave, Allen, TX 75002 10 am - 1 pm,
<http://www.lonestarregion.com/>

21st - Cowtown Model RR Club General Meeting, Handley Center, 3024 Forest Avenue, Fort Worth, TX 76112. 7 pm - 9 pm
<http://cmrrc.webs.com/>

25th - 24 Hours @ Saginaw, 13th Annual, Friday May 25th and Saturday, May 26th, 2018 7pm-7pm (24 Hours). Saginaw Heritage Center (the depot),
<http://www.ntxnrhs.org/>

June

2nd - YMR Longhorn Division Meeting, Texas Western Model RR Club, 6808 Forest Hill Dr, Forest Hill, TX 76140, 10 am - 12 pm, John Skiba, Organizer
westsidelumberco@gmail.com

7th - Texas Western Model RR Club Business Meeting, Texas Western Model Railroad Club, 6808 Forest Hill Dr, Forest Hill, TX 76140. 7pm - 9 pm
<http://twmrc.org/>

9th - NMRA Lone Star Region Cowcatcher Division 1 May Meeting, Texas Western Model RR Club, 6808 Forest Hill Dr, Forest Hill, TX 76140.

16th - NMRA Lone Star Region Division 3 Meeting Christ the Servant Lutheran Church, 821 S. Greenville Ave, Allen, TX 75002 10 am - 1 pm,
<http://www.lonestarregion.com/>

17th - Cowtown Model RR Club General Meeting, Handley Center, 3024 Forest Avenue, Fort Worth, TX 76112. 7 pm - 9 pm
<http://cmrrc.webs.com/>

July

28th - 29th - CLMRR Open House, 10 am - 7 pm Both Days, 3504 Vista Ridge LN, Alvarado, TX 76009. Flea Market, Sell Swap Train Stuff, Bring Your Own Tables and Chairs, NO Fees, Clinics: How to make trees, signals, & scenery. Free Admission. Contact: Lee Martin, 817-666 5367.

Follow Us On Facebook
@NMRALoneStarRegionDivision1



May Cowcatcher Division 1 Meeting

Saturday, May 12th
10 AM

Clinic: Part IV
Weathering A Boxcar
W/ a Picnic Lunch to Follow

at Leo & Lorrie Palitti's &
Black Bear & Bayou RR
Residence location:
6301 North Hill Lane
Fort Worth, TX 76135



2018 Lone Star Region

The
Texas Eagle
austineagle.org

June 13 - 17, 2018

**Round Rock Hotel
And Conference
Center
Round Rock, TX**


**Registration will open
in Mid-January**

**Keynote Speaker:
Trevor Marshall
Host- Model Railway Show
and TrainMasters TV**

Is your layout listed?

The NMRA has two different lists of layouts for its members to use to find layouts across the country. They are as follows:

The Pike Registry - The Pike Registration program is part of the NMRA's Membership Services and Promotion Department. As with most of NMRA's programs this program is maintained and staffed by NMRA volunteers. (NMRA membership is required to be able to participate in this program.) The Pike Register provides the opportunity to have your pike registered in the Official Register of Model Railroads, (ORMRR). You receive an official certificate suitable for framing and a compact disk of the current Official Register. Those members who are not familiar with computers can exchange the CD for a printed copy of the register. The NMRA offers no guarantee that pike listings are accurate. They have been compiled by the Pike Registration Committee to the best of its ability from data submitted by the applicants. NMRA members who wish to renew current pike registrations prior to their expiration or, in some cases, after the registration has expired, should follow this guide. Each Pike Registration Certificate contains the date it was issued. Add two years to that date and it becomes the



date of expiration. You can open the [Pike Registration form](#) as a "fillable form", or print it for manual entry from <https://www.nmra.org/sites/default/files/membership/pikereg/pikefrm.pdf>. Complete the form as clearly and legibly as possible. Be sure to include all requested information. Make out a check payable to NMRA Pike Registration in the amount of \$10.00 (US). Paperclip the check to the completed form and mail to:

Rod Fredericks
640 Chippenham Drive
Baton Rouge, LA 70808

The Model Railroad Directory - The purpose of the Directory is to enable members to locate and contact others with similar interests such as era, railroad or industry modeled, scale, etc. The Directory is also a tool for arranging visitation locally or when planning travel. All members are encouraged to list their personal layouts in the directory. This directory is only accessible to




members who are logged into the NMRA website. To be listed, the layout must be owned by an individual NMRA member in good standing. The member must provide a method for other members to contact them. A current Email address is required. In addition, the member's listing address must be a full street address, searchable by Google Maps.

Club Layouts - Club layout should be listed elsewhere on the site, either in the [100% NMRA Club Directory](#) or the [Directory of World Wide Rail Sites](#) Model Railroad Clubs. Club layouts will **not** be listed in the Members Layout Directory. Contacts for these directories are: **100% NMRA Clubs**, Lee Stoermer, Club100@nmra.org, **Directory of World Wide Rail Sites**, Peter Borchers, <http://www.rochelleintermodal.com/contact-us/>

Adding Your Layout - [Go to https://www.nmra.org/node/add/layout](https://www.nmra.org/node/add/layout).

You will be directed to a page with various information to be filled out. The form has 4 tabs of information. You can choose how much info to put about your layout. However the items with red stars (*) by them must be filled out. You may come back and edit your directory entry at any time. Photos, links to your layout's website, or YouTube or Vimeo hosted videos of your layout can also be added.



Before Saving Your Listing
- Confirm the following:

- * All information on the "Contact" tab is correct.
- * All information on the "Location Info" tab is correct. A full and accurate street address is required.
- * Important Note: If found, delete all instances of the word "NULL" in all address fields. Such entries will prevent your listing from being searchable.

More Information - For more information on the Model Railroad Directory, please contact: Layouts@nmra.org.

Mike Mackey

Contest Corner

By Cody and Casey Akin

Well... Like we've been saying all along, the Austin Eagle convention will be here before you know it, and by that we mean NEXT MONTH! Hopefully everyone has a good start on getting those entries ready for the contest room! Whether it be model building, photos or arts and crafts, all entries are important however, this month's article will focus mainly on the Model Contest and how it is judged. We will revisit the five judging categories; breaking them down even further so you'll understand exactly what can make or break the score of your model, and perhaps teach you a few tips and tricks along the way!

Construction is the largest of the five judging categories worth a total of 40 points, or 32% of your final score. This is where quality of workmanship and complexity of the build are considered. The judges begin scoring this category under the following premise: What did the modeler try to do, and how well did he do it? They will also consider how long it took the builder to complete his project. Keep in mind, while a kit or kitbash can make a beautiful model, a scratch-built model will most always be awarded more construction points, as there can be far more constructing involved when starting from scratch. Is there glue showing in the joints or details of your model, and are there unwanted tool marks or fingerprints on the surface? Are the walls of your model square, and all of the joints put together seamlessly? These are the big things that, when not done properly, can really hurt your score, so take the extra time to do it right!


Detail is another judged category worth 20 points, or 16% of your score. This is where it's all about *quantity*, so don't skimp here! When detailing your model, take a look at the prototype, or if you are a freelancer, look at a similar prototype, and say to yourself, "*If the prototype had it, put it on the model.*" Consider adding under-body detail to a rail car, or putting a full interior inside a building. Add "clutter" to the inside of a roundhouse or workshop to add some realism. Fully letter your model using paint, decals or transfers to add even more points for detail. Also, building board-by-board vs. using a scribed siding can help in this category, as well as adding all proper nbw/nail details. Making working doors and windows will not only add realism to a model, but can also please the judges as well, so give it a try!



Conformity is worth 25 points, or 20% of your score, and in our opinion, is the easiest category in which to score well. Basically, to nail conformity, as yourself "Is your model logical, and could it exist in the real world?" Whether building from a prototype or freelancing, did you follow prototype practice? Here it is important to stick closely to dimensions, and if compressing a model, do it practically and make it believable. Also, it is important



it believable. Also, it is important to document any instances where you deviate from a plan or photo so the judges know you didn't "mess up." Make sure your building materials and methods comply with the date you are trying to model, and don't forget to add the proper period-appropriate lettering. Adding documentation to the write up that accompanies your entry, such as photos and drawings, will help show the judges you stuck to your plan.



(models shown: Left: Joe Batson rusty stumps water tower, Above; Duane Richardson logging cabin Lower: Model by Jim Packer.)

(Continued on Page 9....)

(Continued from Page 8....)

Finish and Lettering is also worth 25 points, or 20% of your score. Here is where both the *quality and quantity* of your painting, lettering and weathering is judged. The judges can sometimes have a good idea how well a model will do just from a quick glance at its general appearance. Does the model have run-free, smooth paint coats and clean paint lines? Is your model painted one color, or are there multiple colors that add



to its complexity? Is the lettering straight? Be sure, when doing decals, that you trim all film close to the lettering, and apply some sort of top-coating to hide the appearance of decal film. Weathering a model is not required, but doing so can also add points for the complexity of the finish. However, if done poorly, a bad or impractical weathering job can actually harm your score. The best idea is to have good color photos, of exact or similar prototypes, to guide you in accurately painting, lettering and weathering your model.

Scratchbuilding is the final category worth 15 points, or 12% of your final score. In this category, the judges will look only for the *quantity* of scratchbuilt parts your model contains. A model is considered fully scratchbuilt if at least 90% of the pieces or parts were fabricated by you. You can build in wood, metal, plastic or any other substance that yields the results you desire, and the more you scratchbuild the more points you acquire! If you are into molding and casting parts, this too is considered scratch building, as long as the patterns and molds are your own. Also, drawing your own plans will help you max out your points, so get out the pen and paper, or use your favorite computer program to help you out. The Scratch building category is another example where having a thorough write-up is a must; otherwise, you may not get credit for your hard work, as the judges will have a tough time discerning what you built and what you bought.



Well that's that! We feel if you follow the basic guidelines outlined in this article, you can easily build a model that will not only merit, but also do quite well in competition! Even with all we've shared, there's so much more to both judging and contests, so don't hesitate to go to the **Clinic Info** link at lonestarregion.com to learn more. Also, keep in mind when it's all said and done, both judging and scoring are designed to teach and reward, not ridicule and penalize, so whatever your final score, take that knowledge to the modeling bench and use it to build your next model!



Next month's Whistle will be the last before the Austin Eagle pulls into Round Rock, so we'll break down the write-up process to help you in completing your entry, and you'll be fully prepared to wow those judges in June!

Happy modeling!

Cody & Casey Akin
Division 1 Contest Advisors

Show & Tell / Cowcatcher Division 1



From April's Division 1 Meeting...



Area Model Railroad Club Directory & News

* **Cowtown Model Railroad Club**

Meets at *The Handley Community Center* Upstairs,
3024 Forest Avenue, Fort Worth. Website:
<http://cmrrc.webs.com/>



* **CLMRR**

The CLMRR is having a **Open House on July 28-29th 2018 from 10am to 7pm on both days**. The CLMRR will be sponsoring a flea market for those modelers who want to sell their wares. In addition they will be giving clinics on scenery, tree making, building switches using fast track, and building signals for less \$2.50. The address is 3504 Vista Ridge Lane, Alvarado, TX 76009. For information please contact Lee Martin at **817-666 5367**.




* **Dallas/Fort Worth O Scale Club**

Normally meets two Saturdays per month in Richardson. Contact: Brady McGuire, Tel: **903-868-2726**, Email: bradyprmla@cablone.net or contact: Stan Schwartz Email: ss124@sbcglobal.net for dates and times. 1/48 12X41 lt/wt modular, 2-3 shows/year

* **Denton Area Model Railroad Club**

Meets the 2nd Tuesday of every month at 7 PM in the Denton Senior Center downtown. HO and N scale modular layouts. Facebook page and website:

<https://www.facebook.com/damrrc/><http://www.trainweb.org/damrrc?>



* **North Texas Chapter of the National Railway Historical Society**

Meets 7:30-10:00 PM, first Tuesday of each month, often (but not always) at the Grapevine Tourist & Visitor Information Center at Main Street and the FWR rail-road tracks. Website: <http://ntxnrhs.org>

* **Texas Western Model Railroad Club**

Meets every Thursday and Saturday from 4:00 pm-?
Located at 6808 Forest Hill Dr. in Forest Hill, Facebook:
<https://www.facebook.com/texaswesternmodelrailroadclub/>
Webpage: <https://www.twmrc.org>.



* **Trinity N-Trak**

Meets at Hobby World, Fort Worth at 6:30 PM
Check website for time.
Website: <http://www.trinityntrak.com>



Area Hobby Shops

Division 1 Sponsor

Discount Model Trains

4641 Ratliff Lane

Addison, TX 75001

972-931-8135 **Hours: M-Sat. 10 AM - 6 PM**



Angelo Hobbies

5600 Rufe Snow Dr. #106

North Richland Hills, TX 76180

Hobbytown USA

4634 S. Cooper St. #182

Arlington, TX 76017

Hobbytown USA

746 Grapevine Hwy

Hurst, TX 76054

(Division 1 Members Receive A 10% Discount)

Hobby World

5658 Westcreek Dr. Ste. #500

Fort Worth, TX 76133

M-A-L Hobby

108 South Lee

Irving, TX 75060

Model Train Crossing

1113 W. Pipeline Road

Hurst, TX 76053

Hobbytown USA

500 E. Round Grove Rd

Lewisville, TX 75067

Hobbytown USA

677 Sherry Ln

Fort Worth, TX 76114

Wild Bill's Hobby Shop

535 E. Shady Grove Rd

Irving, TX 75060



**Division 1 would like to Thank
Discount Model Trains for their Support!
Be Sure To Say Thanks On Your Next Visit!!!**