

NMRA LONE STAR REGION Cowcatcher DIVISION 1 Whistle

Vol.1. No.2



August 2017

www.cowcatcherdivision.org

Division 1 Meeting
Saturday, August 12,
2017, 10 am - 12 Noon
at the Texas Western
Model Railroad Club
house, 6801 Forest Hill
Drive Forest Hill, TX
**Program: Structure
Building Part II**
by Leo &
Lorrie Palitti.

In This Issue:

From The Editor.....	1
Directors Report.....	2
Program Director.....	3
The AP Flyer.....	4
Treasurer's Motorcar....	5
Calendar of Events.....	6
Frisco Part Two.....	7-10
Club Directory.....	11
Area Hobby Shops....	12



The Whistle

Welcome to issue No. 2 of our newsletter. Introductions, my name is Chris Galvin. I have been asked to put our monthly newsletters together for our division. Writing is not my profession or specialty but most of putting out a newsletter is typing and finding photos for flavor. I am a member of the Texas Western and I have been our club's newsletter editor since 2003. I have found that the more our members jumped in with their own stories about railroad history, modeling tips & tricks, articles about railroad dining car recipes,



(article continues Page 7)

NMRA Lone Star Region
Cowcatcher
DIVISION 1
Whistle

Vol. 1 No. 2 August 2017

Division 1 Director

Mike Mackey

director@cowcatcherdivision.org

Treasurer

Ken Kaiser

treasurer@cowcatcherdivision.org

Program Director

Dick Brannan

pm@cowcatcherdivision.org

Operations Manager

David Grein

ops@cowcatcherdivision.org

Achievement Program Advisors

Leo and Lorrie Palitti

ap@cowcatcherdivision.org

Contest Advisors

Casey Akin

contest1@cowcatcherdivision.org

Cody Akin

contest2@cowcatcherdivision.org

Webmaster

Mike Corley

webmaster@cowcatcherdivision.org

Newsletter Editor

Chris Galvin

editor@cowcatcherdivision.org

Directors Report



some fantastic models that will look great on any layout.

At last month's meeting, a committee was formed to review the constitution and by-laws that we voted on as a preliminary set of documents. We expect that the committee will give us some quality recommendations at our August meeting. Also, I expect to be able to report to the division at the meeting that we have successfully opened a bank account and are moving toward establishing ourselves as a 501c3 non-profit organization.

All of these things are putting us on the track to be the most outstanding division in our region. Clinics, awesome programs, classes on becoming a good judge, and many more things are in store for us to enjoy. Pass the word along and invite your friends to join us. We've got great things ahead! See you August 12th.

(Above Photo: This is the storage tank that Leo & Lorrie Palitti are building at the Make and Take clinic at the July meeting in Part 1, and they will present Part 2 at the August meeting. You can see more of their amazing structures on their Facebook page, Black Bear and Bayou Railroad.)

Best wishes to all,

Mike Mackey, MMR

Director, Division 1
Lone Star Region


I cannot express my excitement over the way that momentum is building within our division. We are making tremendous strides in so many areas and the feedback I'm receiving from our general membership confirms that we have only just begun to scratch the surface of the potential of things ahead.

Last month's make and take clinic by Leo and Lorrie Palitti was a huge success! Nearly 20 people made



Programs/ Clinics

Cowcatcher Division Program August 12th



Leo and Lorrie will continue their fantastic clinic on building a remote oil storage tank. We will finish the storage tank, weather it and then build the pump house.

I think all would agree, this clinic is one of the best "make and take" we have ever participated in and what a wonderful, compact, interesting industry this will be.

Dick Brannan



Division One Program Director

2018 Lone Star Region Convention

Round Rock, TX

June 21 - 24, 2018

Check back for more details
in future issues of the Whistle



(Above: Leo & Lorrie Palitti displayed awards and models at the July Division 1 meeting from the LSR Houston Con back in June.)

The Achievement Program Flyer

The NMRA Achievement Program (AP) is voluntary for all NMRA members. All NMRA members are encouraged to participate with the end goal of achieving Master Model Railroader (MMR) status. Most of us have one or two areas in the hobby that we excel in. The AP provides us the information needed in which we can learn and master many more crafts and skills needed to become a well rounded model railroader.

To achieve the AP you'll find a list of requirements (categories) for modelers to demonstrate their skill levels. To achieve your MMR you need to start with the Golden Spike Award and then master/complete 7 of 11 categories. Scoring isn't as tough as you might think because of a total of 125 possible points, you only need 87.5 points which is basically a "C".

The categories can be found on the NMRA website: <http://www.nmra.org/education/achievement-program>

My wife Lorrie and I are both working on our MMR's at this time. Each month I'll be writing about our journey to achieve those MMR's. Along with our own experiences I'm hoping some of you readers will share your own experiences with me so I may write about those too. I've come to know some MMR's in the Lone Star Region Division like Mike Mackey, Duanne Richardson and Joe Batson to name a few.

I plan to pick their brains every once in a while and share their thoughts and experiences in obtaining an MMR. I've read many articles about the Achievement Program and for the most part there's a lot of the same rhetoric over and over. Hopefully I can avoid that in the articles we post here.



At this point on our journey Lorrie and I just received our Golden Spike Award at The Lone Star Region Convention in Houston last month. What we found out is that getting your MMR is all about the paperwork. Lots of paperwork! Now for something not often talked about. When you're filling out your paperwork for each project you submit for a grade, do it on a computer and save each write up that you submit. You'd be amazed how much of the paperwork you'll be turning in is repetitious. Using the good old "cut and paste" option can save you a lot of time.

Have you ever entered a contest? If you're going after your MMR, I'd highly suggest entering a few contests. What Lorrie and I learned at the LSR was quite valuable. First off, Lorrie entered an outhouse in the "fun" category. The project took

about 3.5 hours on a Sunday afternoon and it turned out great! We didn't know the outhouse would/could be considered for her MMR. Well the outhouse diorama scored a 95 out of 125 and she can use it for her structure qualifications. Her other two entries scored a 112 and a 113 so she has three structures already scored and judged to

use for her MMR Structure AP.

We also learned that you can have multiple entries on a diorama. Example: I saw one diorama entry that was entered as a 1) diorama 2) kit built structure 3) outhouse "fun" entry 4) tree entry. All you have to do is fill out the paperwork for each category and you have four entries.

A couple side notes, if you're entering a building in a contest, do not add scenery around it as the build will then become a diorama entry and not a structure entry. If you're entering a bridge, then be sure to mount the bridge to a base without scenery as it will also become a diorama.

Until next month, Happy Building!

Leo Palitti

Achievement Program Advisor


The Treasurer's Motorcar

July Division 1 Clinic (HO Steel oil storage tank) Part 1

The Cowcatcher Division was fortunate in having Leo and Lorie Palitti conduct the first of three clinics on the building of a HO steel oil storage tank. They



procured all the required items to build the steel storage tank and provided each member with detailed printed instructions to complete the project. The inst-



ructions included color pictures for each step.

Cost of the clinic was \$6 and Seventeen members began the multiple part clinic.



At the initial clinic members learned how to place a piece of mounting film around the wooden dowel, cut out the steel plating




material for the top of the tank and attach the steel plating material around the covered dowel.



In future articles of the Whistle you will see the completion of the oil storage tank project. When it is complete you will be able to see some of the completed storage tanks. As an added bonus the complete instructions with pictures, was prepared by Lorie Palitti, will be included as an attachment to the article.

Kenneth Kaiser
Division One Treasurer



Calendar of Events & Trainshows



July

30th - August 1st - 2017 NMRA National Convention; The Rosen Plaza Hotel, International Drive, Orlando, FL: For More Information, visit www.nmra2017orlando.org

August

3rd - Texas Western Model RR Club Business Meeting, Texas Western Model Railroad Club, 6808 Forest Hill Dr, Forest Hill, TX 76140. 7pm - 9 pm <http://twmrc.org/>

5th - YMR Longhorn Division Meeting, Texas Western Model RR Club, 6808 Forest Hill Dr, Forest Hill, TX 76140, 10 am - 12 pm, John Skiba, Organizer westsidelumberco@gmail.com

12th - NMRA Lone Star Region Cowcatcher Division 1 Meeting, Texas Western Model RR Club, 6808 Forest Hill Dr, Forest Hill, TX 76140. 10 am - 12 pm,

21st - Cowtown Model RR Club General Meeting, Handley Center, 3024 Forest Avenue, Fort Worth, TX 76112. 7 pm - 9 pm <http://cmrrc.webs.com/>


19th - NMRA Lone Star Region Division 3 Meeting Christ the Servant Lutheran Church, 821 S. Greenville Ave, Allen, TX 75002 10 am - 1 pm, <http://www.lonestarregion.-com/node/21>

Aug. 30th - Sept. 2nd - 37th National Narrow Gauge Convention; Marriott Denver, Tech Center, Denver, CO; For more info, visit www.37nngc.com

September

9th - Lone Star Division/ Train Collectors Association Toy Train & Swap Meet; Collin College Central Park Campus Conference Center, 2200 W. University, McKinney, TX Hours: 9 am - 4 pm; More Information, tca-northtexaschapter.org

30th - October 1st - North Texas Council of Railroad Clubs, 3rd Annual Fall Plano Train Show, Plano Centre, 2000 E. Spring Creek Pkwy., Plano, TX; Hours: Saturday, 10 am - 5 pm, Sunday, 10 am - 4 pm; Admission: \$8. Adults, 12 & Under free w/adult admission, scouts/scout leaders in uniform free; For more info, dfwtrainshows.com



North Texas Council
of Model RR Clubs

3rd Annual Fall Plano Train Show

Sat. September 30
Sun. October 1,
2017

Sat. 10 am - 5 pm
Sun. 10 am - 4 pm

Plano Centre
2000 E. Spring Creek Pkwy
www.dfwtrainshows.com

2017 Texas Western Train Show

Fort Worth, TX
November 11 - 12,
2017

Sat. Nov. 11th
10 AM - 5 PM

Sun. Nov. 12th
11 AM - 4 PM

Forest Hill Civic Center
6901 Wichita Street
Forest Hill, TX 76140

More info @
twmrc.org

(the *Whistle* article continued from Page 1)

articles about their home layouts or train collections, the better it was for our newsletter. So, if you have a story you'd like to contribute in the future please feel free to send it to me via my email listed on page 2.

In this issue we are all the rage over our clinicians from last months meeting Leo & Lorrie Palitti and for good reason, Leo & Lorrie are a husband/wife model railroading team. They are both really terrific modelers and super nice people to boot. They return with Part II of their structure clinic building a HO scale oil storage tank for any layout.

Also, Mike Corley continues his Frisco Railroad in Fort Worth history with a second installment further describing in more detail the Frisco's footprint in Fort Worth in the late 1950's to the early 1960's. This history is part of the research for the Texas Westerns future operations on its club layout, Version 2.0

I often work on the weekends so it might take me awhile to meet all of you in person but I look forward to meeting and visiting with you in time. If I am spotted at a meeting, I will likely be taking photo's for the newsletter and for our Facebook page. So, do introduce yourself and if you're so inclined please type up an article and email it to me at, editor@cowcatcherdivision.org

Chris Galvin

Whistle Newsletter Editor



Frisco in Fort Worth

Part 2

The purpose of this series of articles is to describe **Frisco** activities in Fort Worth in the late 1950's and early 1960's. The series will include articles about **Frisco** freight operations including switching boundaries, customers, interchanges, freight forwarding, industrial districts, yards, team tracks, warehouses, grain elevators, freight house, etc.

This month we'll take a look at the Frisco freight yards (Main Yard, aka West Yard and 8th Street Yard], City Yard, and North Fort Worth Yard) and their respective capacities, trains, switch engines, and schedules.

(**Frisco in Fort Worth Part 2 Continued on Page 8**)

(Frisco in Fort Worth Part 2 Continued from Page 7)

Fort Worth Main Yard

The Fort Worth main yard had several nicknames over the years including “Main Yard”, “West Yard”, and “8th Street Yard”. I’ll use **West Yard** in describing its activities. The West Yard was located at **2200 8th Avenue**, (see red arrow in figure 2.1 West Yard) The yard was a flat yard with a capacity of around 600 cars. **All switching operations of the Frisco in Fort Worth were done at or controlled from this yard.** The West Yard’s switching district ran from 600 East Central Avenue in North Fort Worth to Bid-dison Street in South Fort Worth, a distance of approximately 6 miles.



Figure 2.1 West Yard Fort Worth (red arrow)

(Frisco in Fort Worth Part 2 Continued on Page 9)

(Frisco in Fort Worth Part 2 Continued From Page 8)

Four switch engines were operated in Fort Worth in every 24 hour period and their assignments were as follows:

1. **Switch engine number 1** worked from 6:30 AM to 2:30 PM. This engine switched Frisco industries in the area known as the 'Bottoms, which was adjacent to the Frisco main line through Fort Worth. Upon completion of industry switching this engine went to North Fort Worth and made deliveries to and received cars from the SSW, FW&D, GC&SF, CRI&P and Fort Worth Belt. The engine then returned to the West Yard with cars from industries and connections that were to be forwarded in outbound Frisco trains.

2. **Switch engine number 2** worked from 7:59 AM to 3:59 PM. This engine works the train yard, switched the Frisco industries in south Fort Worth and made deliveries to the MKT and T&NO, picking up any cars from the T&NO for the Frisco. The MKT delivered cars destined for the Frisco to the Main Yard. Upon completion of this work this engine proceeded to the City Yard to switch industries in that area and make deliveries to the T&P if necessary. This engine then returns to the West Yard with any cars to be forwarded in our outbound trains or set to Frisco industries.

There was no switch engine on duty from 3:59 PM until 10:30 PM.

3. **Switch engine number 3** worked from 10:30 PM to 6:30 AM. The engine worked the West Yard, switching train number 37 and made up train numbers 34 and 38. This engine would then work the City Yard, set up the freight house, and deliver to the T&P.

4. **Switch engine number 4** worked from 10:30 PM to 6:30 AM and switched industries in the 'Bottoms' then headed to North Fort Worth, making deliveries to and receiving cars from industries and connections. This engine then returned to the West Yard with cars for industries or for Frisco outbound trains.

Switch engines were all radio equipped, which enabled the yard office to maintain constant contact with them. Yard clerks in the Fort Worth yards were furnished walkie-talkie radios, and they too maintained contact with the yard office.

There was a track scale located in the Main Yard, and cars were weighed on this track when necessary. The yard also had a repair track and car shop, where necessary repairs were made to cars and engines; however, there was no general overhaul work done at any of the Fort Worth yards. There were three repair tracks located in the West Yard, two of which were used for repair, the other for storage. Total capacity of the three tracks was 100 cars. There was a shop located in the West Yard, and it was equipped with necessary materials to make minor repairs on diesel locomotives.

(Frisco in Fort Worth Part 2 Continued From Page 10)

(Frisco in Fort Worth Part 2 Continued From Page 9)**Fort Worth City Yard**

The Fort Worth City Yard was located adjacent to Frisco Freight House at 700 West Vickery (see figure 2.2 City Yard). The yard consisted of three tracks with a capacity of 12 cars, but had no storage facilities or yard office. The yard contained the House tracks, the Vickery Street Team Track, the T&P interchange track, and industry tracks serving industries in the vicinity. All switching of the City Yard was done from the West Yard engines.



Figure 2.2 City Yard Fort Worth (red arrow)

Fort Worth North Yard

The Fort Worth North Yard was really a secondary yard and used as an interchange point with other railroads. It was located adjacent to the joint freight station in North Fort Worth (see figure 2.3 North Yard). The freight office was operated jointly with the StL.S.W. RR. There were no storage facilities there nor yard office, it being primarily used as an interchange yard with railroads in North Fort Worth. All switching of the North Fort Worth Yard was done by West Yard switch engines.



Figure 2.3 North Yard Fort Worth (red arrow)

Well, that's about it for now. Next time we talk about Interchanges and industries.

Until then, happy rails!
Mike Corley

Area Model Railroad Club Directory & News

* Cowtown Model Railroad Club

Meets at *The Handley Community Center* Upstairs,
3024 Forest Avenue, Fort Worth. Website:
<http://cmrrc.webs.com/>



* CLMRR

The layout is located at 3904 Vista Ridge Lane, Alvarado, TX 76009.
It is located off Texas Hwy 917 near Mansfield, TX. Contact President
Lee Martin for more information. 817-666-5367.

* Dallas/Fort Worth O Scale Club

Normally meets two Saturdays per month in Richardson. Contact: Brady
McGuire, Tel: 903-868-2726, Email: bradyprrm1a@cableone.net or con-
tact: Stan Schwartz Email: ss124@sbcglobal.net for dates and times. 1/48
12X41 lt/wt modular, 2-3 shows/year

* Denton Area Model Railroad Club

Meets the 2nd Tuesday of every month at 7 PM in the Denton Senior
Center downtown. HO and N scale modular layouts. Facebook page
and website:

<https://www.facebook.com/damrrc>/<http://www.trainweb.org/damrrc?>



* North Texas Chapter of the National Railway Historical Society

Meets 7:30-10:00 PM, first Tuesday of each month, often (but not always) at the
Grapevine Tourist & Visitor Information Center at Main Street and the FWWR rail-
road tracks. Website: <http://ntxnrhs.org>

* Texas Western Model Railroad Club

Meets every Thursday and Saturday from 4:00 pm-?
Located at 6808 Forest Hill Dr. in Forest Hill, Facebook:
<https://www.facebook.com/texaswesternmodelrailroadclub/>
Webpage: <http://www.twmrc.org>.



* Trinity N-Trak

Meets at Hobby World, Fort Worth at 6:30 PM
Check website for time.
Website: <http://www.trinityntrak.com>



Area Hobby Shops

Division 1 Sponsors

Discount Model Trains

4641 Ratliff Lane
Addison, TX 75001

Hobbytown USA

746 Grapevine Hwy
Hurst, TX 76054
(Division 1 Members Receive A 10% Discount)

Angelo Hobbies

5600 Rufe Snow Dr. #106
North Richland Hills, TX 76180

Hobbytown USA

4634 S. Cooper St. #182
Arlington, TX 76017

Hobby World

5658 Westcreek Dr. Ste. #500
Fort Worth, TX 76133

M-A-L Hobby

108 South Lee
Irving, TX 75060

Model Train Crossing

1113 W. Pipeline Road
Hurst, TX 76053

Hobbytown USA

500 E. Round Grove Rd
Lewisville, TX 75067

Hobbytown USA

677 Sherry Ln
Fort Worth, TX 76114

Wild Bill's Hobby Shop

535 E. Shady Grove Rd
Irving, TX 75060