

# Cowcatcher Division

Division One of the Lone Star NMRA Region



## Division 1 Whistle

Vol. 3. No. 5 May 2019

**Division 1 Meeting**  
Saturday, May 11,  
2019. 10 am - 2 pm at  
the Texas Western  
Model Railroad  
Clubhouse,  
6808 Forest Hill Drive,  
Forest Hill, TX 76140  
**Program: Part 2**  
**Building a Depot by**  
**Duane Richardson,**  
**MMR.**

### In This Issue:

Make-N-Take Pt. 2 ...1  
Directors Report .....2  
Program Director .....3  
Tips & Tricks by Leo ..4  
April Minutes .....5  
Calendar of Events....6  
The Dining Car.....7  
D1 April. .... 9 & 10  
Area Clubs .....11  
Area Hobby Shops...12



[www.cowcatcherdivision.org](http://www.cowcatcherdivision.org)

*Your Invited To The May 2019  
Division Meeting!*

**M**ake-and-Take clinic Part 2 returns at May Meeting taught by Duane Richardson, MMR.  
Photo by the Editor.



# Cowcatcher Division

Division One of the Lone Star NMRA Region



NMRA Lone Star Region  
Cowcatcher  
**Division 1**  
**Whistle**

Vol. 3 No. 5 May 2019

**Cowcatcher Division 1 Director**  
Mike Mackey  
[director@cowcatcherdivision.org](mailto:director@cowcatcherdivision.org)

**Secretary**  
John Garfield  
[secretary@cowcatcherdivision.org](mailto:secretary@cowcatcherdivision.org)

**Treasurer**  
Dick Brannan  
[treasurer@cowcatcherdivision.org](mailto:treasurer@cowcatcherdivision.org)

**Program Manager**  
Joe Leising  
[pm@cowcatcherdivision.org](mailto:pm@cowcatcherdivision.org)

**Operations Manager**  
David Grein  
[ops@cowcatcherdivision.org](mailto:ops@cowcatcherdivision.org)

**Achievement Program Co-Managers**  
Leo and Lorrie Palitti  
[ap@cowcatcherdivision.org](mailto:ap@cowcatcherdivision.org)

**Contest Advisor Co-Managers**  
Casey Akin  
[contest1@cowcatcherdivision.org](mailto:contest1@cowcatcherdivision.org)  
Cody Akin  
[contest2@cowcatcherdivision.org](mailto:contest2@cowcatcherdivision.org)

**Webmaster & Communications Manager**  
Mike Corley  
[webmaster@cowcatcherdivision.org](mailto:webmaster@cowcatcherdivision.org)

**Newsletter Editor**  
Chris Galvin  
[editor@cowcatcherdivision.org](mailto:editor@cowcatcherdivision.org)

## Director's Report



Spring has sprung! (And no, I'm not talking about that coupler spring lost on the floor last week during the install. 😊)

We experienced that at the April meeting when rain showers came rolling in. Despite the inclement weather, we had a super meeting! Duane Richardson presented the first installment of our three part series on building a small depot for your layout. Twenty-eight members are building laser kits with us from around the world. Yessir, we have NMRA members in Mississippi and Kuwait building the kit along with us here in Division 1. With the technology available today, we are able to share our meetings and clinics via the internet to members who might otherwise not have access to a local meeting.

In addition to that, we have now established a YouTube channel to share videos of our clinics with anyone on the web. Casey Akin set up our channel just after the meeting and our first video will be of the April clinic. As soon as we finish editing our first video and it is posted, the channel will be active.

I'll send out a notice with the information as soon as possible. **I can't stress this enough!!** You **do not** want to miss the May meeting!!! We will have an amazing guest speaker join-ing us. Mr. Mike Armstrong, retired BNSF executive, will be speaking on his recent feature article about his layout in Model Railroader. Also, after our second installment of our "make & take" clinic, we will have a field trip to Mr. Armstrong's home in Keller for an open house to visit this world class railroad. Again, **DON'T MISS THIS EVENT!!** I promise, if you do, you'll regret it. (I got a sneak peek recently and it is truly impressive!)

Finally, are you taking advantage of the resources readily available to you from our division and regional websites? ([www.cowcatcherdivision.org](http://www.cowcatcherdivision.org) and [www.lonestarregion.com](http://www.lonestarregion.com)) These two websites offer information and list of past clinics on various topics which will surely make you a better modeler. Be sure and check them out.

See you at the next meeting (May 11th)...and bring a friend!

Until next time...

Keep training!!!

*Mike Mackey NMRA*

Director, Cowcatcher Division 1

# Cowcatcher Division

Division One of the Lone Star NMRA Region



## Programs / Clinics

### *Cowcatcher Division 1 Program for May 11, 2019*

## Clinic Overview

### Cowcatcher Division Program for May 11, 2019

The May program will include a presentation by guest speaker Mike Armstrong, discussing his 30' x 40' layout of the Rock Island Railroad, spanning from St. Paul, MN to Kansas City, KS. Mike will discuss how this 100% complete, extremely detailed, two-level, HO layout came to be featured in the March 2019 issue of Model Railroader magazine.

After the Cowcatcher meeting, Mike has invited everyone to an open house to visit his layout. His address in Keller, TX will be provided at the May meeting. Everyone is encouraged to see his amazing layout.

The May clinic will continue the Make-N-Take Class A Depot with Duane Richardson, MMR. Before proceeding with the May clinic, all participants will need to complete their homework from the April clinic which includes;

- remove the punch-outs from the remaining two walls
- paint the two walls
- attach the walls to the other walls that have already been completed.
- punch out the window opens of the bay window
- paint the bay window walls (only paint the edges inside the windows)
- paint the roof braces in the trim color. Paint the freight and people door backs from the same carrier sheet the same color as the walls.

Dry brush all of the parts on the carrier sheets listed below with the trim color. Do not over-paint as this may make it difficult to remove the parts from the carrier sheets at the May meeting, just paint lightly until you get the desired finish. Do not remove the pieces from the carrier sheets, but if they do fall out consider placing parts from each sheet into a separate labeled envelope to make it easier to locate them during the May clinic. Carrier sheets to be painted in trim color;

- Freight Doors carrier sheet
- Windows sheet carrier
- Bay Window carrier sheet
- Exterior Doors carrier sheet
- End Windows carrier sheets
- Exterior Window Trim carrier sheet

The May clinic will include preparing and installing the bay window walls, and installing the trim, doors, and windows. Remember to bring the same tools and materials as last month for the May clinic.

*Joe "Loco" Leising*

Program Director  
LSR Cowcatcher Division One




Lone Star Region  
68th Annual  
2019 Convention

June 27-29, 2019

Drury Inn & Suites  
Dallas / Frisco

<http://www.2019TexasSpecial.com/>

Clinics  
Contests  
Operating Sessions  
Layout Tours  
Banquet  
Keynote Speaker: TBA





# Cowcatcher Division

Division One of the Lone Star NMRA Region



## Tips & Tricks By Leo Palitti

### Tissue Paper Signs

I have read many an article on how to put signs on brick buildings and clapboard siding. First you need a picture of a sign you like, cut it out from a magazine or book and then sand the back of it so you can almost see through it (easier said than done). I've done it many times. It takes a long time to sand paper down to get it thin enough if you don't rip it first, who knew paper was so hard to sand down? Using tissue paper works almost like a real decal paper, that's how thin it is. This is my first attempt at using tissue paper after hearing about it from a friend.

Pick a sign and get your tissue paper (the white stuff that's usually used for gifts), this paper has a shiny side and a dull side. Cut out a piece of tissue paper a little bigger than your printed sign and tape the tissue paper shiny down over the sign you just printed. I used Scotch Magic tape to hold the sign in place. Now reload your paper back in the tray and reprint your sign. This time it will print out onto your tissue paper. I used an HP inject printer for my signs. You will have to set the ink in the paper to keep it from running when it gets wet from the glue so I sprayed 2 or 3 good coats of Grumbacher's fixative to set the ink in the paper (Testers DullCote will work fine). I tacked the signs to foam core board to keep them from blowing away. It's best to wait 20-30 minutes between coats and spray both sides of the signs! I only sprayed the front of the RC Cola sign and there was some running (see pics) but the running colors made the sign look old and after some weathering we'd probably never know the difference. If the colors didn't run I could have worked the sign into the boards a little better. Cut out your signs with sharp scissors, or a sharp hobby knife can also be used but be careful or it will tear on you.



To apply it to the building I used white glue and thinned it down with a very little water. Use a small paintbrush and apply a little glue on your building where the sign is to be placed. Affix one corner of the sign in place so you can square it up with the building. ***You only have one chance at this so be careful.***

Once you have it lined up and in place, lift the rest of the sign up and apply small amounts of glue with a paint brush. Use the paint brush to smooth out the top part of the sign. Now roll it down carefully from the set side and use a folded paper towel to work out any air bubbles plus working it down into the clapboards or the brick. You can use a little glue on top to help set it, do not pick at it to much just let it dry. The white glue should dry dull, if it's shiny just give it a little shot of Dullcote. When possible it is easier to apply your signs first before assembling the wall that make up your building because you can do so on a flat surface. This technique will work great on almost any kind of signs and or billboards.

# Cowcatcher Division

Division One of the Lone Star NMRA Region



## *Cowcatcher Div. 1 Minutes, April 2019*

By John Garfield

**M**ike Mackey, District President, opened the April meeting with a traditional Deal or Dud drawing to make up for not having one last month. He noted that last month attendance was about 50 people and he hopes to get up to 60 in the future. Attendance at this meeting was about 35 people (not counted).

Relative to the proposed hosting of a national (international) conference in 2023, NMRA is to visit the proposed hotel (Gaylord) in May and Mike is working on a presentation to the NMRA to host the conference locally at the National Board Meeting on July 7th . He noted that David Kranda is videotaping this meeting and helping to put together the presentation for the National Board.

Registration for the LSR meeting in June is progressing with about 110 registrants. Registration is limited to 150, so attendees are encouraged to get their registration submitted. There will be clinics Thurs., Friday and Saturday morning with a reception on Saturday evening. He noted that the Contest Room Chairman has resigned for family reasons and this position is open, if interested.

Relative to the National elections to the NMRA Board, Mike noted that he did not win but has won the District Chair position for the LSR. The National Chair was won by Jack Hamilton. With no more business, the current month Deal or Dud was held followed by Show and Tell, at which caboose scratch building was presented. This was followed by the first of three construction workshops on building a station presented by Duane Richardson.

*John Garfield*

Secretary, Cowcatcher Division 1

# Cowcatcher Division

Division One of the Lone Star NMRA Region



## Calendar of Events & Train Shows



### May

**2nd** – Texas Western Model RR Club Business Meeting, 7 – 9 pm @ 6808 Forest Hill Dr, Forest Hill, TX 76140  
[www.twmrc.org](http://www.twmrc.org)

**4th** – YMR Longhorn Division Meeting, Texas Western Model RR Clubhouse, 6808 Forest Hill Dr, Forest Hill, TX 76140, 10 am – 1 pm, Laying Out Scenery on the modules. John Skiba, Organizer  
[westsidelumberco@gmail.com](mailto:westsidelumberco@gmail.com)

**4th – 5th** – Austin Area Train Show, Sat. 10 am – 5 pm, Sun. 10 am – 3 pm, \$7. Williamson County Expo Center, 5350 Bill Pickett Trail, Taylor, TX  
[austinrailway.org/trainshow.html](http://austinrailway.org/trainshow.html)

**11th** – NMRA Lone Star Region Cowcatcher Division 1 May Meeting, at the Texas Western Model RR Club, 6808 Forest Hill Dr, Forest Hill, TX 76140, 10a – 1p, Clinic: Depot Build Part II by Duane Richardson  
[www.cowcatcherdivision.org](http://www.cowcatcherdivision.org)

**18th** – NMRA Lone Star Region Division 3 Meeting, Christ the Servant Lutheran Church, 821 S. Greenville Ave, Allen, TX 75002, 10 am – 1 pm,

**18th – 19th** – Historic Jefferson Train Show, Sat. 10 am – 5 pm, Sun. 11 am – 4 pm. Adults: \$7. Kids 6 & Under, Free, 223 W. Austin St, Jefferson, TX 75657. For More Info:  
[historicjeffersontrainshow.com](http://historicjeffersontrainshow.com)

**20th** – Cowtown Model RR Club General Meeting, Handley Center, 3024 Forest Avenue, Ft Worth, TX 76112, 7 pm – 9 pm  
<http://cmrrc.webs.com/>

### June

**27th – 30th** – Lone Star Region 68th Annual 2019 Convention, Drury Inn & Suites Dallas/Frisco  
<http://www.2019TexasSpecial.com/>

### In Memoriam

Buddy Spraggins  
1942 - 2019

Owner of Model Train Crossing in Hurst, TX since 1982.

Buddy Died at home April 18th.



## Enjoy G-Scale Model Trains

Spring & Fall  
Seasons  
Weather Permitting

Clark Gardens

### Plan your trip Today

Mon-Sat. 8 am - 6 pm  
Sunday 10 am - 5 pm  
Adults \$9. 65+ \$7.

[ClarkGardens.org](http://ClarkGardens.org)

567 Maddux Road  
Weatherford, TX 76088  
940-682-4856

## Lone Star Division/Train Collectors Assoc.

Train SHOW &  
Swap Meet

Saturday May 18  
10:30 am - 4 pm

9500 John T. Phillips/  
Municipal Pkwy  
Garden Ridge, TX

For more info  
CONTACT:

Pat Halpin  
210-666-5607

# Cowcatcher Division

Division One of the Lone Star NMRA Region



## *The Dining Car*

By Mike Corley

### **Buttermilk Pancakes**

This month's Dining Car feature is a breakfast recipe for buttermilk pancakes from the Texas and Pacific Railway. If you haven't tasted these, you've missed a real treat. The origin of this recipe is the Texas and Pacific Railway dining car. Enjoy!

This menu item was requested more than any other on the Texas and Pacific. It is simple, but has a fantastic taste. The recipe should make a batch of twelve six inch pancakes and it takes about a half hour to prepare.

#### Ingredients


- 2 eggs
- 1 ¼ cups buttermilk
- ½ tsp salt
- 2 tsp baking powder
- ¼ tsp baking soda
- 2 Tbsp bacon fat, melted
- 2 Tbsp sugar
- 1 ¼ cups flour

In a medium sized mixing bowl, beat the eggs thoroughly. Blend in order: buttermilk, salt, baking powder, baking soda, fat, and sugar. Whip until well mixed. Fold in the flour, but only stir it enough to remove lumps. Lightly grease a griddle or large pan, then heat it on medium-high. When a drop of water sizzles, the griddle is ready. Pour the batter into six inch pancakes, turning once, until lightly browned and cooked through.

Enjoy,

*Mike Corley*

Webmaster, Cowcatcher Division 1





# Cowcatcher Division

Division One of the Lone Star NMRA Region



## *NTC NRHS News!*

### **24 Hrs @ Saginaw 2019**

Come Watch trains from Friday, May 24 starting at 7 pm until Saturday, May 25, ending at 7 pm at the Saginaw Depot. Located at 301 S. Saginaw Blvd. in Saginaw, TX. This is the 14th Annual Event.

[facebook.com/groups/409467244127/](https://facebook.com/groups/409467244127/) And on their website: [ntxnrhs.org](http://ntxnrhs.org)

[facebook.com/24hoursatSaginaw/](https://facebook.com/24hoursatSaginaw/)

Emphasis of the chapter is activity, history, and enjoyment of railroading past and present.

This is a rail fanning event and includes hourly slide show presentations thru out the 24 hours inside the depot. On Friday night, there is usually a pizza run in which folks chip in and enjoy some pizza and take in a train. There is a small donation (\$5.) requested to pay for the liability insurance for the North Texas Chapter to host this event thru the city.

Many trains cross this "Hot Spot" of prototype RRing. Whether you come out for a few hours or for the 24 Hrs, it is sure to be a fun time. As modelers, it gives you a chance to connect with area rail fans and to see the prototype up close.

**"It's Time To Watch Some Trains" !!!!**

*Chris Galvin*

Whistle Editor Cowcatcher Division





# Cowcatcher Division

Division One of the Lone Star NMRA Region



## *Photo's From April D1 Meeting*





# Cowcatcher Division

Division One of the Lone Star NMRA Region



## *Photo's From April D1 Meeting*



# Cowcatcher Division

Division One of the Lone Star NMRA Region



## Area Model Railroad Clubs/News

### Cowtown Model Railroad Club

Meets at the *Handley Community Center*, Upstairs  
3024 Forest Avenue, Ft Worth. Website:  
<https://cmrrc.webs.com>



### CLMRR

Meets Tuesdays, Thursdays & Saturdays. The layout is located at  
3904 Vista Ridge Ln, Alvarado, TX 76009 For information please  
contact Lee Martin at **817-666-5367**



### Dallas/Fort Worth O Scale Club

Normally meets two Saturdays per month in Richardson. Contact: Brady  
McGuire, Tel: **903-868-2726**, Email: [bradyprrm1a@cableone.net](mailto:bradyprrm1a@cableone.net) or  
or contact: Stan Schwartz, Email: [ss124@sbcglobal.net](mailto:ss124@sbcglobal.net) for dates and  
times. 1/48 12X41 lt/wt modular, 2-3 shows/year.



### Denton Area Model Railroad Club

Meets the 2nd Tuesday of every month at 7 pm in the Denton Senior  
Center Downtown. HO & N Scale modular layouts. Facebook Page  
and Website: <https://www.facebook.com/damrrc/>



### North Texas Chapter of the National Railway Historical Society

Meets 7:30 - 10:00 PM, First Tuesday of each month, often (but not always) at the  
Grapevine Tourist & Visitors Information Center at Main St. and the FWWR railroad  
tracks. Website: <https://ntxnrhs.org>

### Texas Western Model Railroad Club

Meets Meets every Thursday & Saturday from 4 pm - 9 pm, Located at 6808 Forest  
Hill, 76140. Facebook Page: <https://www.facebook.com/texaswesternmodelrailroadclub/>  
Website: <https://www.twmrc.org>



### Trinity N-Trak

Meets at Hobby World, Ft Worth at 6:30 PM. Check our website for time.  
Website: <https://www.trinityntrak.com>



### TNMRC

Meets at 11999 Plano Rd, Suite 154, Dallas, 75243 Check our website  
for times. Website: <https://www.texasnorthern.org>





# Cowcatcher Division

Division One of the Lone Star NMRA Region



## Area Hobby Shops

### Division 1 Sponsor


#### Discount Model Trains

4641 Ratliff Lane

Addison, TX 75001

972-931-8135

Hours: M-Sat. 10 AM - 6 PM



Angelo Hobbies  
5600 Rufe Snow Drive Dr. #106  
North Richland Hills, TX 76180

Hobbytown USA  
746 Grapevine Hwy  
Hurst, TX 76054

Hobby World  
5658 Westcreek Dr. Ste. #500  
Fort Worth, TX 76133

M-A-L Hobby  
108 South Lee  
Irving, TX 75060

Model Train Crossing  
1113 W. Pipeline Road  
Hurst, TX 76053

Hobbytown USA  
500 E. Round Grove Rd  
Lewisville, TX 75067



*Division 1 would like to Thank Discount Model Trains for their support !*