

# Cowcatcher Division

Division One of the Lone Star NMRA Region



## Division 1 Whistle

Vol. 4. No. 2 February 2020

[www.cowcatcherdivision.org](http://www.cowcatcherdivision.org)

**Division 1 Meeting**  
Saturday, Feb. 8,  
2020. 10 am - 1 pm at  
the Texas Western  
Model RR Clubhouse,  
6808 Forest Hill Dr,  
Forest Hill, TX 76140.  
**Clinic:** "Building a  
Flat Car Part I" by  
Duane Richardson

*Your Invited To The February  
2020 Division 1 Meeting!*

### In This Issue:

Jim Norwood Award...1  
Directors Report .....2  
Program Director 3 & 4  
AP Flyer .....5 & 8  
Calendar of Events....6  
NMRA Partnership....7  
Jan. D1 Photo's.....9  
The Call Board.....10  
Area Clubs .....11  
Area Hobby Shops...12



At the December Division 1 Christmas Party David Kranda was awarded the Inaugural Jim Norwood Memorial Award for 2019 by Division 1 Director Mike Mackey. David put many countless hours into the production of the National NMRA 2023 Convention Bid promotional dvd, from filming, narration & editing of the final dvd. He also has filmed all of the 2019 D1 clinics and more at the LSR Con in Frisco and uploaded them to the Division YouTube channel. Congratulations David !!! Go to: [youtube.cowcatcherdivision1](http://youtube.cowcatcherdivision1) to see David's fine work. - Editor

# Cowcatcher Division

Division One of the Lone Star NMRA Region



NMRA Lone Star Region  
Cowcatcher  
**Division 1**  
**Whistle**

**Vol. 4 No. 2 Feb. 2020**

**Cowcatcher Division 1 Director**  
Mike Mackey  
[director@cowcatcherdivision.org](mailto:director@cowcatcherdivision.org)

**Secretary**

John "Trapper" Kirkpatrick  
[secretary@cowcatcherdivision.org](mailto:secretary@cowcatcherdivision.org)

**Treasurer**

Dick Brannan  
[treasurer@cowcatcherdivision.org](mailto:treasurer@cowcatcherdivision.org)

**Program Manager**

Dennis Wright  
[pm@cowcatcherdivision.org](mailto:pm@cowcatcherdivision.org)

**Operations Manager**

David Grein  
[ops@cowcatcherdivision.org](mailto:ops@cowcatcherdivision.org)

**Achievement Program  
Co-Managers**

Leo and Lorrie Palitti  
[ap@cowcatcherdivision.org](mailto:ap@cowcatcherdivision.org)

**Contest Advisor Co-Managers**

Casey Akin  
[contest1@cowcatcherdivision.org](mailto:contest1@cowcatcherdivision.org)  
Cody Akin  
[contest2@cowcatcherdivision.org](mailto:contest2@cowcatcherdivision.org)

**Webmaster & Communications  
Manager**

Mike Corley  
[webmaster@cowcatcherdivision.org](mailto:webmaster@cowcatcherdivision.org)

**Newsletter Editor**

Chris Galvin  
[editor@cowcatcherdivision.org](mailto:editor@cowcatcherdivision.org)

**Division 1 Videographer**

David Kranda  
[video@cowcatcherdivision.org](mailto:video@cowcatcherdivision.org)

## Director's Report

"The way to get **started** is to quit talking and begin doing." -Walt Disney

So with those famous words we plunge into two great months of "make and take" clinics on scratch building freight cars led by Duane Richardson. These cars will get everyone **started** on their path to completing their Master Builder – Cars AP Certificate. For those already on their path to Master Model Railroader, this will be one more stepping stone to reach your goal. If you aren't already on that path, then there's no better way to get started!



While the AP program may not interest some of you, I'd urge you to take a second look. While at first glance the requirements may seem daunting, there is one mantra that needs to be repeated over and over... "Don't make it harder than it is!" Many individuals try to read things into the requirements that aren't really there. The main thing is to read each requirement one by one, on whatever certificate you are working on, then complete that task as stated. Move on to the next task, and so on.

I can't stress enough how much better of modeler the AP program will make you. Ask me how I know this. ;^D

If I can help you with any questions you have, or help you determine if you have already completed any part of a certain certificate, please don't hesitate to call, email or ask me when you see me. Many of you are much further along the way to earning your MMR than you think. I'm not going to name names, but I know of at least 8 different members of our division who are on the cusp of getting their MMR if they would just fill out their paperwork. Short of kidnapping these folks and waterboarding them, I'll keep gently nudging them along the way. Nothing would make me more proud than to see these deserving individuals achieve their MMR. Just ask Stan Pirchalski.

Until next month...

**Keep training!**

*Mike Mackey, NMRA*

**Director, Cowcatcher Division 1**

# Cowcatcher Division

Division One of the Lone Star NMRA Region



## Programs / Clinics

### *Cowcatcher Division 1 Program for February 8, 2020*

#### Program Overview

**Make-and-Take Clinic** Part 1 of 2 and 2 of 2 will occupy the February & March 2020 Div. 1 Meetings. Our presenter for the Scratch Building a Flatcar Clinic, Duane Richardson, MMR has been around the hobby his entire life, receiving his first train set as a young boy to an advanced modeler learning from many mentors who would go on to become MMR's. He joined the NMRA in the later 90's and achieved MMR status in 2007. This made his father Paul, and Duane the first Father/Son MMR's team. Duane has won numerous contest awards at local and Regional shows covering most categories in modeling and photography (including the Best of Show Awards in both modeling and photography). Duane has also won awards at the National Narrow Gauge Conventions and had his work on the cover of Sn3 modeler and the Cowcatcher Roundup. He models the Purgatory & Devil River Railroad in HO<sub>n3</sub>, which is a fictitious Colorado narrow gauge line set in the fall of 1957. Duane is a member of the North Texas Narrow Gauge Group.

Duane has taught at the Lone Star Region conventions going back to 1999 and several National Narrow Gauge Conventions and Sn3 Symposium's and has written articles for several years that have appeared in the Marker Lamp and is the only author to have articles in every issue of the HO<sub>n3</sub> Annual.

**Please note: For our February 8, 2020 10:00 am meeting, we will be back at our normal meeting location. Texas Western Model Railroad Clubhouse, 6808 Forest Hill Drive, Forest Hill, TX 76140.**

A HUGE thank you to everyone involved in obtaining and supplying our alternate location at the Forest Hill Civic Center the last few months.

**The participants** in the Scratch Building a Flatbed Car clinics are requested to bring the following tools and materials.

**These tools and materials or alternates are necessary to complete the flat car kit.**

- **Exacto knife with several sharp #11 blades.**
- **Cutting Mat.**

**(Programs/Clinics continued on page 4...)**

**All Aboard!**



**SUNSET LIMITED**  
THE 2020 NMRA  
LONE STAR REGION  
CONVENTION  
**HOUSTON**  
**FEB. 13-15**

**Registration is  
now open**

for the

**Sunset Limited**

Your

**2020 NMRA Lone Star Region Convention**

**which will be held**

**February 13-15, 2020!**

[turbotrains.com](http://turbotrains.com)

# Cowcatcher Division

Division One of the Lone Star NMRA Region



## *February Program continued...*

- NWSL Chopper or a Razor Saw with a Miter Box. The Chopper is highly recommended as it makes multiple precision cuts much easier. Choppers are available at Discount Model Trains in Addison, TX. (provided they are not sold out) If using a Chopper, make sure to have a sharp blade installed.
- 220-grit or higher Sand Paper. A 220-grit Sanding Sponge works really well.
- Glue – Yellow Carpenters Glue is preferred and highly recommended. Elmer's White Glue (NOT School Glue) or Aileen's Tacky Glue can also be used.
- Glue Applicator. Can use a Toothpick, Sewing Pin, Micro-Brush, etc.
- Shot glass is recommended but not required. Concaved bottom of shot glass allows for an area to place glue which can easily be accessed.
- Small head Phillips and Slot screwdrivers.
- Wire Cutters.
- Small Pliers to bend wire.
- Pin Vise and small Drill Bits.
- Acrylic Paint (black, grey or boxcar red)
- Small Paint Brush (if needed for touch-up)
- India Ink (NOT Acrylic Ink) and a pint of 91% Alcohol. (Can use the Ink/Alcohol mix from the depot clinic). (Hobby Lobby has stocked Dr. Ph Martins India Ink.)
- A leak proof container for mixing and storing the Ink/Alcohol.
- Scale Ruler.
- Paper Towels.
- Pencil with sharp point.

### **Optional parts for the Flat Car are;**

- Decal Set or Dry Transfers.
- Flat piece of brass or lead, especially if you want to run the car without a load. It should not be very thick but you will need some weight to help track the car correctly.
- Casting or set of castings for a load (some castings can be drilled out to add weight).

If you have registered for the Scratch Building a Flatcar Clinic and have not paid your fees, pay Treasurer Dick Brannon.

*Dennis Wright.* Cowcatcher Division 1 Program Manager



# Cowcatcher Division

Division One of the Lone Star NMRA Region



## AP Flyer

By Leo Palitti

"You need the right tool for the job", ever hear that before? That rings true in model railroading. Whatever you're building, a plastic kit, wood kit or scratch building, having the right tools can make a huge difference. If you've ever spent the money for a high end craftsman kit, you've seen the list of tools they suggest using as you read through the instructions. We can improvise on some of those if needed but there's nothing like having "the right tool for the job".

Over the last 30 years since I jumped into this hobby, I've amassed an amazing amount of tools, Some I needed some that I wondered why I bought it? Let's touch on some tools that every modeler should have (some day). All the tools mentioned are available at Micron-Mark along with the part number

**1- Pin Vise / Drill Bit Set** Item #: 81651 [\$24.95] This little pin vise comes with an assortment of drill bits. You'll also find many supplemental sets of drill bits available but they're pricey (\$25-30). You will find yourself using this drill for installing lights, attaching detail parts, building rolling stock etc.

**2- 5-piece Mid-Size File Set** Item #: 81063 [\$14.95] These files are used for almost every project in some way. I have 5 different sets of files but I find myself using this set most often. Making most things fit together almost always takes a little filing.


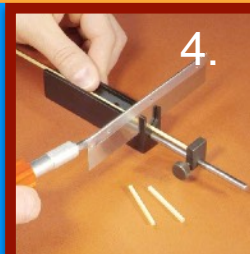
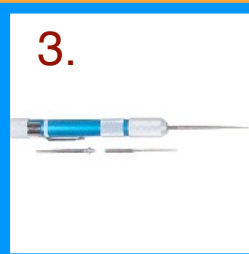

**3- 3-piece Diamond Reamer Set** Item #: 81650 [\$17.95] You may find yourself scratching your head on this one but these things will come in handy for many projects. I have a 5 piece set of reamers from France that I've had for 20 years. Drill a hole in anything and there always seems to be something left to get in the way, Reamers are a great way to clean up and maybe slightly enlarge the hole you just drilled for accommodation.

**4- Duplicating Jig for Cutting Strip and Tube** Stock Item #: 84388 [\$28.95] I use this jig in place of a Chopper. Yes, the Chopper is great and has been around for years. My problems with the Chopper are as follows,

- a- the wearing down of the base.
- b- if chopping HO scale lumber of 8x8 or larger, the blade tends to slide and gets away from the 90 degree cut we want.
- c- cutting multiple pieces at one time is difficult.
- d- that shiny end after the blade cuts the wood.
- e- if you're cutting dozens of pieces of lumber the blade "pops" when completing each few cuts and moves the stopper so I find myself remeasuring in order to keep all pieces the same size.

**4A- Zona Razor Saw Blade, 32 TPI** Item #: 82981 [\$2.95] This goes with the cutting jig. The fine teeth (32tpi) will give you a nice 90 degree cut every time on pieces up to three inches long. Lock down the guide to the length you want and you can saw pieces for two days and each piece will be the same. The lock on the jig is metal on metal and won't slip/move.

**(Continued on Page 8....)**



# Cowcatcher Division

Division One of the Lone Star NMRA Region



## Calendar of Events & Train Shows



### February

**1st** – Youth In Model Railroading January Meeting  
10 am – 12 Noon @ Texas Western Clubhouse,  
Saturday

**6th** – Texas Western Model RR Club Business Meeting,  
7 – 9 pm @ 6808 Forest Hill Dr, Forest Hill, TX 76140,  
Saturday  
[www.twmrc.org](http://www.twmrc.org)

**8th** – NMRA Lone Star Region Cowcatcher Division 1 Meeting, at the Texas Western Clubhouse, 6808 Forest Hill Dr, Forest Hill, TX 76140, 10 am – 1pm, Clinic: Building A Flat Car Pt. I, Saturday  
[www.cowcatcherdivision.org](http://www.cowcatcherdivision.org)

**15th** – NMRA Lone Star Region Division 3 Meeting, Christ the Servant Lutheran Church, 821 S. Greenville Ave, Allen, TX 75002, 10 am – 1 pm, Saturday

**17th** – Cowtown Model RR Club General Meeting, Handley Center, 3024 Forest Avenue, Ft Worth, TX 76112, 7 pm – 9 pm, Monday  
<http://cmrrc.webs.com/>

### March

**14th** – NMRA Lone Star Region Cowcatcher Division 1 Meeting, at Texas Western Model Railroad Clubhouse, 10 am – 1 pm, Saturday, Program: Building a Flat Car, Part II  
[www.cowcatcherdivision.org](http://www.cowcatcherdivision.org)

### Greater Houston Train Show

Feb. 15, 2020

Sat. 10 am - 4:30 pm

Stafford Centre  
10505 Cash Road  
@Murphy Road  
Stafford, TX

Adults: \$6.

[turbotrains.com](http://turbotrains.com)

20,000 sq ft of: Operating  
Layouts, clinics, model  
contest and Vendors

Lone Star Hi-Railers Train-a-Palooza Model Train Swap Meet

Sat. March 7th,  
2020

Grapevine Heritage Center across from the Cotton Belt Depot

9 am - 4 pm

Adults: \$3.

[lonestarihtrailers.com](http://lonestarihtrailers.com)



### 6th Annual Fall Train Show

Oct. 3, 2020

Sat. 9 am - 5 pm

Plano Centre  
2000 E. Spring  
Creek Pkwy  
Plano, 75074

\$10. per Person  
Children 12 and under  
Free w/paid adult

Scouts & Scout  
Leaders in Uniform,  
Admission is FREE

[dfwtrainshows.com](http://dfwtrainshows.com)

# Cowcatcher Division

Division One of the Lone Star NMRA Region



## BULLETIN

February/March 2020

### New companies added to our growing list of Partners!

These companies are giving NMRA members discounts for buying their products when using a special discount code. You can find their websites and discount codes on our Partnership

Page at <https://www.nmra.org/partnerships>. Remember you need to be logged into our site as a member to see the codes! (See the pink box below.) **New partners since the last NMRA eBulletin issue are in red.**

Bear Creek Model Railroad, LLC  
CatzPaw Innovations  
Clever Models LLC  
CMR Products  
Deluxe Materials  
East Coast Circuits  
Gatorfoam  
Grapevine Vintage Railroad  
Great Decals  
Green Frog Productions  
Hot Wire Foam Factory  
Jason's Brass Poles  
K.I.S.S. Method  
LARC Products  
Logic Rail Technologies  
Micro-Mark

MinuteMan Scale Models  
Model Railroad Benchwork  
Model Train Catalogue  
Modelers Decals and Paint  
Motrak Models  
MRC (Model Rectifier Corporation)

### **NScaleWorks**

-- offers a variety of special and highly detailed N-scale parts and rolling stock details.

OK Engines/Streamliners  
Old Depot Gallery  
Old West Scenery  
Ram-Track  
RR-CirKits  
Scale Model Plans  
Scalecoat Paint  
Scenery Solutions/Fusion Fiber  
Showcase Miniatures  
Stepcraft, Inc.  
Team Track Models  
The N-Scale Architect  
The Train Show, Inc.

### **Tichy Train Group**

-- manufacturer of rolling stock and structure kits in N, HO, S, and O scales, as well as windows, doors, fences and other detail parts

Train Installations, LLC  
Trainmasters TV/Model RR Hobbyist  
UGears  
Unreal Details (Magic Water)  
USA Airbrush Supply/Badger Airbrush  
WiFi Model Railroad, LLC

*Whistle Editor*



# Cowcatcher Division

Division One of the Lone Star NMRA Region



## (AP Flyer Continued from Page 5...)

5- 1-2-3 Blocks Item #: 84644 [\$29.95] Pricy, yes they are but on the bright side, they'll last forever. They are great to assist keeping structures square and many more uses you'll discover. These also make great weights for interior bracing.

Speaking of weights, another great source for weights is a marble/granite company that makes kitchen counter tops. See if they'll let you go through their scraps and try to find pieces 3" or 4" wide. Then have them cut them up into 3"x 6", 3" x 8" and 3"x 10" pieces. They'll charge \$1-2 a cut and the marble/granite will cost next to nothing. Between us, Lorrie and I have 11 pieces of granite weights. The cuts on the marble/granite are at a sharp 90 degrees which comes in handy when gluing walls together.

I hope this comes in handy for some of you folks reading this. On a side note, always buy your #11 blades in the 100 count boxes. Until next time, remember, "model railroaders do it all night long!"

*Leo Palitti*

Achievement Program Co-Manager





# Cowcatcher Division

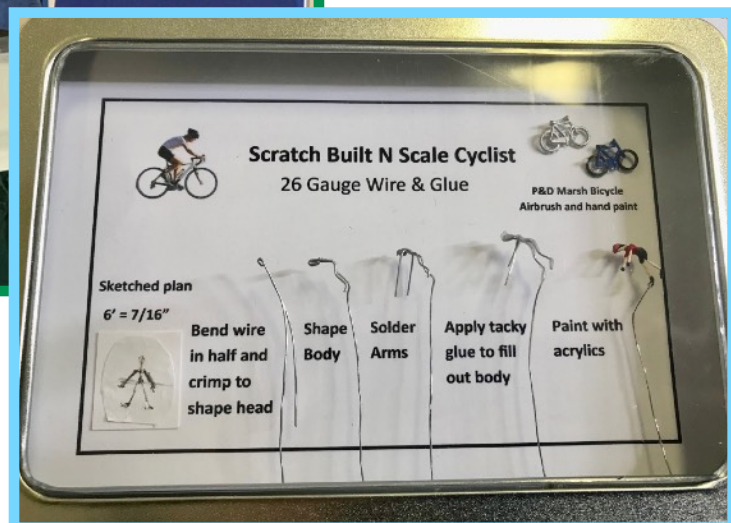
Division One of the Lone Star NMRA Region



## Photo's From the January D1 Meeting

At the Division 1 February Meeting Theresa Goff gave a program on Scratch Building a N Scale Cyclist using 26 Gauge Wire & Glue. Theresa's model module won accolades at the 2019 LSR Convention last June in Frisco. She also won the Linda Little Award.

All Photo's by the editor



# Cowcatcher Division

Division One of the Lone Star NMRA Region



## *The Call Board*

Can railroad management count on enough engineers, brakeman, car knockers and bridge and trestle and track gang members to keep the line open? In other words, how is Division One – the Cowcatcher Division – doing in membership? The Division One “crew callers” (membership chairs) have collected all their crew sheets and are happy to report that participation in Cowcatcher Division activities has remained stable in 2019 compared to the prior year!

We all know that railroading can be a tough job. Getting to work in cold or rainy or stormy weather affects attendance at functions. And in 2019 we had one meeting really challenged by bad weather. That month attendance was at its lowest in two years – only 17 dedicated (or was it foolish) folks made it through the torrential rains and flooding to one of the fall meetings. And average of 36 members came to the other eleven monthly meetings. That’s the same average attendance as during 2019. The highest attendance for a regular monthly

meeting was fifty in March. Attendance reflects that our Cowcatcher Division meetings consistently include interesting and educational topics that bring folks to the meetings.

Comparing our Cowcatcher Division to other NMRA divisions, it looks like we are continuing to attract new members to replace those that move away. Your membership chairs are working to recruit new members at train shows, and wherever we might casually meet model railroaders who do not yet know about the NMRA. Seven new members signed up for the Cowcatcher Division at the January Plano show! And – yes - every Cowcatcher member please be an active ambassador for our Division.

Your membership team

*Michael Ross and  
David Crumpton*



# Cowcatcher Division

Division One of the Lone Star NMRA Region



## Area Model Railroad Clubs/News

### Cowtown Model Railroad Club

Meets at the *Handley Community Center*, Upstairs  
3024 Forest Avenue, Ft Worth. Website:  
<https://cmrrc.webs.com>



### CLMRR

Meets Tuesdays, Thursdays & Saturdays. The layout is located at  
3904 Vista Ridge Ln, Alvarado, TX 76009 For information please  
contact Lee Martin at **817-666-5367**



### Dallas/Fort Worth O Scale Club

Normally meets two Saturdays per month in Richardson. Contact: Brady  
McGuire, Tel: **903-868-2726**, Email: [bradyprmr1a@cableone.net](mailto:bradyprmr1a@cableone.net) or  
or contact: Stan Schwartz, Email: [ss124@sbcglobal.net](mailto:ss124@sbcglobal.net) for dates and  
times. 1/48 12X41 lt/wt modular, 2-3 shows/year.



### Denton Area Model Railroad Club

Meets the 2nd Tuesday of every month at 7 pm in the Denton Senior  
Center Downtown. HO & N Scale modular layouts. Facebook Page  
and Website: <https://www.facebook.com/damrrc/>



### North Texas Chapter of the National Railway Historical Society

Meets 7:30 - 10:00 PM, First Tuesday of each month, often (but not always) at the  
Grapevine Tourist & Visitors Information Center at Main St. and the FWWR railroad  
tracks. Website: <https://ntxnrhs.org>

### Texas Western Model Railroad Club

Meets Meets every Thursday & Saturday from 4 pm - 9 pm, Located at 6808 Forest  
Hill, 76140. Facebook Page: <https://www.facebook.com/texaswesternmodelrailroadclub/>  
Website: <https://www.twmrc.org>



### Trinity N-Trak

Meets at Hobby World, Ft Worth at 6:30 PM. Check our website for time.  
Website: <https://www.trinityntrak.com>



### TNMRC

Meets at 11999 Plano Rd, Suite 154, Dallas, 75243 Check our website  
for times. Website: <https://www.texasnorthern.org>





# Cowcatcher Division

Division One of the Lone Star NMRA Region



## Area Hobby Shops

### Division 1 Sponsor


#### Discount Model Trains

4641 Ratliff Lane

Addison, TX 75001

972-931-8135

Hours: M-Sat. 10 AM - 6 PM



Angelo Hobbies  
5600 Rufe Snow Drive Dr. #106  
North Richland Hills, TX 76180

Hobbytown USA  
746 Grapevine Hwy  
Hurst, TX 76054

Hobby World  
5658 Westcreek Dr. Ste. #500  
Fort Worth, TX 76133

M-A-L Hobby  
108 South Lee  
Irving, TX 75060

Model Train Crossing  
1113 W. Pipeline Road  
Hurst, TX 76053

Hobbytown USA  
500 E. Round Grove Rd  
Lewisville, TX 75067



*Division 1 would like to Thank Discount Model Trains for their support !*