

Cowcatcher Division

Division One of the Lone Star NMRA Region



Division 1 Whistle

Vol. 4. No. 4 April 2020

www.cowcatcherdivision.org

Division 1 Meeting
Saturday, Apr. 11th,
2020 Has Been
Cancelled at the Texas
Western Model RR
Clubhouse,
6808 Forest Hill Dr,
Forest Hill, TX 76140.

Clinic:

In This Issue:

D1 April Notice	1
Directors Report	2
Covid-19 Notice.....	3
AP Flyer.....	4 & 7
Dining Car.....	5
Calendar of Events....	6
RPM Meet.....	8
Covid-19 Info.....	9
From the Editor.....	10
Area Clubs	11
Area Hobby Shops....	12

April 2020 Division 1 Meeting Cancelled Due to Covid-19.

All activities at our Host the TWMMRC have been shut-down due to the “physical distancing” Restrictions set forth by the Governor’s office, and Local government officials until further notice.



Cowcatcher Division

Division One of the Lone Star NMRA Region



NMRA Lone Star Region
Cowcatcher
Division 1
Whistle

Vol. 4 No. 4 April 2020

Cowcatcher Division 1 Director
Mike Mackey
director@cowcatcherdivision.org

Secretary

John "Trapper" Kirkpatrick
secretary@cowcatcherdivision.org

Treasurer

Dick Brannan
treasurer@cowcatcherdivision.org

Program Manager

Dennis Wright
pm@cowcatcherdivision.org

Operations Manager

David Grein
ops@cowcatcherdivision.org

**Achievement Program
Co-Managers**

Leo and Lorrie Palitti
ap@cowcatcherdivision.org

Contest Advisor Co-Managers

Casey Akin
contest1@cowcatcherdivision.org
Cody Akin
contest2@cowcatcherdivision.org

**Webmaster & Communications
Manager**

Mike Corley
webmaster@cowcatcherdivision.org

Newsletter Editor

Chris Galvin
editor@cowcatcherdivision.org

Division 1 Videographer

David Kranda
video@cowcatcherdivision.org

Director's Report

And the saga continues...

Who would have thought that the clinic we were going to start in January would have, for one reason or another, be postponed for at least four months? Well, as we all know, we aren't going to be meeting for the foreseeable future. That said, I'm sure that everyone is looking for, or has already come up with, ways to fill your newly found "free" time.



I know many of you are catching up on past due projects. I know several of you who, like me, have decided to reorganize their workbench. A few others are working on modeling projects that had been set aside for one reason or another. Whatever your project, I wish you success! I would also like to mention a few other things that you might consider. I know several of our members who consistently say "I don't have time to work on my AP Pro-gram paperwork." Well, guess what? That excuse is certainly out the window now! LOL. In all seriousness, this unfortunate situation we find our society in right now offers a tremendous opportunity to literally sit down and finish up the paperwork needed to turn in AP documentation. One of our members and I started talking the other day, and when we were done, they will complete their Volunteer Certificate next month. They had no idea that they had accomplished the needed requirements. If you have any questions about what you can get credit for, just call me or email me. My number is 214-460-1329 and my email is director@cowcatcherdivision.org.

Chris Galvin and I have discussed another fun idea. If you are working on a project, take some photos and send them to news@cowcatcherdivision.org. Let's all show each other what we are doing. I'm rebuilding the yard on my Texas and St. Louis railroad. I'll be posting pictures in the next few days. I'm also working on a depot from the Cotton Belt in Tyler, Texas. I plan on using it on my Prototype Modeler display to achieve that AP certification. Those pictures are coming soon too. (I plan on air-brushing it as soon as the humidity drops some. Seems like it's been raining almost every day for couple of weeks now.) When posting your photos, keep the size of your file in mind. File sizes over several megabytes don't transfer well. I've also been asked to conduct a virtual clinic or two for Division 3. I'll be reaching out to David Kranda with some help on recording them so we can add them to our YouTube channel. If you would like to join me in doing a clinic please let me know. We can add content on just about anything and it will help you toward your Author AP certification. Contact me for details.

Until next month,... *Stay Inside, Stay Safe and Stay Healthy!*
Keep training,

Mike Mackey

Director, Cowcatcher Division 1

Cowcatcher Division

Division One of the Lone Star NMRA Region



COVID
CORONAVIRUS
DISEASE 19

STOP THE SPREAD OF GERMS

Help prevent the spread of respiratory diseases like COVID-19.

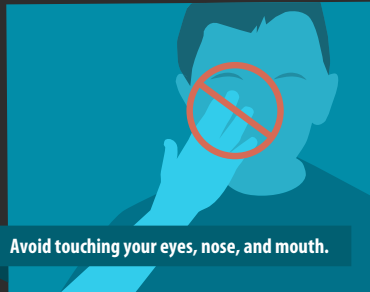
Avoid close contact with people who are sick.



Cover your cough or sneeze with a tissue, then throw the tissue in the trash.



Avoid touching your eyes, nose, and mouth.



Clean and disinfect frequently touched objects and surfaces.



Stay home when you are sick, except to get medical care.



Wash your hands often with soap and water for at least 20 seconds.



For more information: www.cdc.gov/COVID19

CS314915-A

LSR 2021
Convention

Will Be in Tulsa, OK
Details to follow in
future *Whistle*
Newsletters



Cowcatcher Division

Division One of the Lone Star NMRA Region



AP Flyer

By Lorrie Palitti



his month I would like to talk about paints. I've always been a "crafty" person making things big and small to decorate in and around the house. When I became a model railroader fourteen years ago I was excited to learn this new hobby along with using new tools, glue and paint to build/create models and do scenery. When we married, Leo had dozens of cans of "hobby" paint by Floquil and Testors. These little cans came in railroad colors, Pullman Green, Depot Buff, Reefer White, Rail Brown to name a few. It seemed crazy to spend \$6-\$8 for a very small can of spray paint when I could get something quite similar at Hobby Lobby for \$3-\$4 and get four times the paint with my purchase. Whenever we need a spray paint for a project, I go to Hobby Lobby and find a similar color in a spray can and it's always cheaper than hobby paint and does the same job. A lot of these spray cans will leave a shine after it's applied so I use Dull-Cote to tone that shine down. Dull-Cote is a must have for every modeler. Try to avoid gloss colors.

While strolling the aisles of Home Depot about 7 years ago, I came across a new line of paint from Rustoleum called "Camouflage" paint. These paints are really nice because they are all "flat" colors, no shine at all. We started painting the track on our layout with Floquils Rail Brown and ran out of paint 60% of the way through.



Floquil went out of business so we had to find another paint source to finish painting our track. The Rustoleum Camouflage "Earth Brown" is a great substitute. These days we have all the camouflage colors on hand. Whenever starting a new kit, I take all the detail parts out and give them a coating of Camouflage "Sand". This coat works as a nice primer but it also works great as a wood color after a quick wash of Alcohol and India ink.



Now some readers may be asking "Alcohol and India ink"? That's a trick I was taught when I first got started building models. My understanding is this is something that was formulated by George Sellios of Fine Scale Miniature models decades ago. By brushing detail parts and just about anything with this A&I stain, it highlights the details to make them easier to see with your eyes.

(AP Flyer continued on page 7....)

Cowcatcher Division

Division One of the Lone Star NMRA Region



From The Dining Car

By Mike Corley

Flaked Breast of Chicken Frisco Style

This month's recipe hales from the kitchens on the Frisco dining cars. It is a tasty treat for those cool spring days.

Ingredients

- 5 lb. roasting chicken, cooked
- 1 pt light cream
- 4 Tbsp butter salt to taste
- 6 medium mushrooms, sliced thick
- 1/4 tsp cayenne pepper
- 2 small green peppers, julienned
- 4 egg yolks, beaten
- 2 lbs sweetbreads, precooked and diced
- 1/2 cup light cream, warmed
- 2 pimentos, julienned
- 4 Tbsp dry sherry
- 1 Tbsp flour

Preparation

You'll need a four quart saucepan and small mixing bowl. This recipe takes an hour to prepare and should yield

about 12 servings. Remove cooked chicken from the bone, discard skin, shred meat coarsely, and set aside. In the saucepan over medium heat, melt butter and sauté mushrooms and green peppers until tender. Add chicken, sweetbreads, and pimentos. Dust lightly with flour. Stir in the pint of cream salt, and cayenne. Bring just to boil, reduce heat, and simmer for several minutes. Meanwhile, beat egg yolks until they reach a lemon color, then dissolve the 1/2 cup cream. Stir egg/cream mixture into simmering ingredients to thicken. Add sherry and stir to mix. Do not return to boil after egg yolks have been added or the sauce will break down. Serve hot over rice or noodles.

Have fun,

Mike Corley

Webmaster, Cowcatcher Division 1



Cowcatcher Division

Division One of the Lone Star NMRA Region



Calendar of Events & Train Shows



Visit

nmra.org

Visit the D1
website

cowcatcherdivision.org

April 2020

2nd - Texas Western Model RR Club Business Meeting, 7 - 9 pm @ 6808 Forest Hill Dr, Forest Hill, TX 76140, Saturday
www.twmrc.org

Cancelled

4th - Youth In Model Railroading January Meeting 10 am - 12 Noon @ Texas Western Clubhouse, Saturday

Cancelled

11th - NMRA Lone Star Region Cowcatcher Division 1 Meeting, at the Texas Western Clubhouse, 6808 Forest Hill Dr, Forest Hill, TX 76140, 10 am - 1pm, Clinic: Building A Flat Car Pt. I, Saturday
www.cowcatcherdivision.org

Cancelled

16th - Cowtown Model RR Club General Meeting, Handley Center, 3024 Forest Avenue, Ft Worth, TX 76112, 7 pm - 9 pm, Monday
<http://cmrrc.webs.com/>

Cancelled

21st - NMRA Lone Star Region Division 3 Meeting, Christ the Servant Lutheran Church, 821 S. Greenville Ave, Allen, TX 75002, 10 am - 1 pm, Saturday

Cancelled

May 2020

9th - NMRA Lone Star Region Cowcatcher Division 1 Meeting, at Texas Western Model Railroad Clubhouse, 10 am - 1 pm, Saturday, Program: Building a Flat Car, Part II
www.cowcatcherdivision.org
Depending on the status of Covid-19 we may need to post-pone the meeting. Stay Safe & Stay Well.



6th Annual Fall Train Show

Oct. 3, 2020

Sat. 9 am - 5 pm

Plano Centre
2000 E. Spring
Creek Pkwy
Plano, 75074

\$10. per Person
Children 12 and under
Free w/paid adult

Scouts & Scout
Leaders in Uniform,
Admission is FREE

dfwtrainshows.com

Cowcatcher Division

Division One of the Lone Star NMRA Region



(AP Flyer Continued from p. 4)

Another way to make detail pop out to the viewer is dry brushing after you're finished. Dry brushing is a simple yet effective practice. To dry brush, just put a dab of Apple Crate antique white or gull gray onto a paper towel and then gently coat both sides of the stiff bristled brush in the paint.



Your bristles should have a small amount of pigment in the bristles. Then take the brush and wipe off most of the paint on a paper towel in a back and forth motion. Do this until your brush barely leaves behind any paint pigment. In other words, only a bit of paint should appear with each stroke on the paper towel on the raised texture.

Use light, quick strokes, to gently apply your dry brush onto your working surface. A low to zero-pressure sweeping action will leave behind a small bit of pigment with each stroke. Repeat the process until you are satisfied with the result. Of course, practice on scraps first.

One last thing that I would like to share is improving the looks of the vehicles we put on our layouts. Most people take the cars out of the boxes and set them on the layout. It makes it look like everyone in town is driving a new car. To get away from that I like to tone down that shine. Model-Master makes "Flat-Finish" in a bottle that works perfect for this. I take a 1/8" soft brush, dip it in the Flat-Finish and go over all the painted parts of the cars or trucks. If the bumpers are too shiny for you, hit them too. Stay away from the windows. Once dry some dirt and grime powders/chalks are much easier to apply to the vehicles.

Until next month remember; it's okay to paint outside the lines!


Lorrie Palitti

Achievement Program Co- Manager
Cowcatcher Division 1



Cowcatcher Division

Division One of the Lone Star NMRA Region



You are Cordially Invited to the First Ever Red River Railway Prototype Modelers Meet

Modular Layouts, Craftsman Displays, Clinics, Manufacturers &
Layout Tours

For the modelers who recreate the prototype
Bring your favorite railroad models to display

Saturday, June 27, 2020
10:00 AM-6:00 PM


Forest Hill Civic Center
6901 Wichita Street
Forest Hill, TX

Admission \$20

Presented by the Texas Railway Modeling & Historical Society,
And the Cowcatcher Division of the National Model Railroad Association

TRMHS.org

Facebook: Red River Railway Prototype Modelers Meet



Sponsored in part by PolyPrinter
Polyprinter.org

Featured Vendors



Cowcatcher Division

Division One of the Lone Star NMRA Region



COVID
CORONAVIRUS
DISEASE
19

SYMPTOMS OF CORONAVIRUS DISEASE 2019

Patients with COVID-19 have experienced mild to severe respiratory illness.

Symptoms* can include

FEVER



COUGH



*Symptoms may appear 2-14 days after exposure.

Seek medical advice if you develop symptoms, and have been in close contact with a person known to have COVID-19 or if you live in or have recently been in an area with ongoing spread of COVID-19.

SHORTNESS OF BREATH



CS 315252-A 03/03/2020

For more information: www.cdc.gov/COVID19-symptoms

Cowcatcher Division

Division One of the Lone Star NMRA Region



From the Editor

Volunteering can have its ups and downs. We have our good days and our not so good days along the way. Last month was one of those situations for me. I left off a large portion of our *Director's March Report!*

Here is the 'Entire Report' as submitted by Mike Mackey.

With the first quarter of 2020 drawing to a close I'd like to take a few minutes to bring to your attention several items that might be of interest to you.

First, our division continues to be a leader in innovation in the NMRA. I get calls and emails from across the country asking how we are doing the things we are doing. Because of this, we now have connections from Florida to California and the Rio Grande Valley to Minnesota. Our YouTube channel, Cowcatcher Division 1, has had hundreds of views from around the world. When we have broadcast our meetings live on Facebook, we've have been able to bring model railroading to modelers as far away as Kuwait, literally on the other side of the world. Thanks to our leadership team, we have 12 positions handling everything from programs and website to newsletter and contest room advisors. Add to that that every single position has a backup as an assistant to the manager and we've got an unstoppable team. I know of no other division in the organization that has that kind of a leadership team doing that many different jobs.

I applaud all of you for the job you do!

With the regional convention behind us now, the next few months offer many scheduled activities. Be sure and stay on top of things with our email blasts along with our website.

Can't have a column without mentioning the Achievement Program. We have almost a dozen members who could potentially get their Master Model Railroader Certificate with very little additional work. You know who you are so get that paperwork turned in. You've already done the work, just sit down and fill out the paperwork. **YOU'VE GOT THIS!!**

One item of special note is the first annual Red River Railway Prototype Modelers meet here in Fort Worth on June 27th, 2020. You definitely do not want to miss this one day event! The clinics and models on display will certainly make this a special event.

Until next month...

Keep training!

Mike Mackey, MMR

Director, Cowcatcher Division

"My sincerest apologies Mike"

Chris Galvin

Editor Cowcatcher Division 1

Cowcatcher Division

Division One of the Lone Star NMRA Region



Area Model Railroad Clubs/News

Cowtown Model Railroad Club

Meets at the *Handley Community Center*, Upstairs
3024 Forest Avenue, Ft Worth. Website:
<https://cmrrc.webs.com>



CLMRR

Meets Tuesdays, Thursdays & Saturdays. The layout is located at
3904 Vista Ridge Ln, Alvarado, TX 76009 For information please
contact Lee Martin at [817-666-5367](tel:817-666-5367)



Dallas/Fort Worth O Scale Club

Normally meets two Saturdays per month in Richardson. Contact: Brady
McGuire, Tel: [903-868-2726](tel:903-868-2726), Email: bradyprrm1a@cablone.net or
or contact: Stan Schwartz, Email: ss124@sbcglobal.net for dates and
times. 1/48 12X41 lt/wt modular, 2-3 shows/year.



Denton Area Model Railroad Club

Meets the 2nd Tuesday of every month at 7 pm in the Denton Senior
Center Downtown. HO & N Scale modular layouts. Facebook Page
and Website: <https://www.facebook.com/damrrc/>



North Texas Chapter of the National Railway Historical Society

Meets 7:30 - 10:00 PM, First Tuesday of each month, often (but not always) at the
Grapevine Tourist & Visitors Information Center at Main St. and the FWWR railroad
tracks. Website: <https://ntxnrhs.org>

Texas Western Model Railroad Club

Meets Meets every Thursday & Saturday from 4 pm - 9 pm, Located at 6808 Forest
Hill, 76140. Facebook Page: <https://www.facebook.com/texaswesternmodelrailroadclub/>
Website: <https://www.twmrc.org>



Trinity N-Trak

Meets at Hobby World, Ft Worth at 6:30 PM. Check our website for time.
Website: <https://www.trinityntrak.com>



TNMRC

Meets at 11999 Plano Rd, Suite 154, Dallas, 75243 Check our website
for times. Website: <https://www.texasnorthern.org>



Cowcatcher Division

Division One of the Lone Star NMRA Region



Area Hobby Shops

Division 1 Sponsor


Discount Model Trains

4641 Ratliff Lane

Addison, TX 75001

972-931-8135

Hours: M-Sat. 10 AM - 6 PM



Angelo Hobbies
5600 Rufe Snow Drive Dr. #106
North Richland Hills, TX 76180

Hobbytown USA
746 Grapevine Hwy
Hurst, TX 76054

Hobby World
5658 Westcreek Dr. Ste. #500
Fort Worth, TX 76133

M-A-L Hobby
108 South Lee
Irving, TX 75060

Model Train Crossing
1113 W. Pipeline Road
Hurst, TX 76053

Hobbytown USA
500 E. Round Grove Rd
Lewisville, TX 75067



Division 1 would like to Thank Discount Model Trains for their support !

*** Call before you Go, to check if these hobby shops are Open During the "Social Distancing" period. You may be able to get curb side pick up.**