

Cowcatcher Division

Division One of the Lone Star NMRA Region



Division 1 Whistle

Vol. 4 No. 5

May 2020

www.cowcatcherdivision.org

Division 1 ZOOM Meeting, Saturday, May 9th, 2020. From the comfort of your home. **Clinic: Curves, Spirals and Super Elevations on the Prototype and in Modeling,** By Mike Armstrong.

In This Issue:

D1 May Zoom Meet...	1
Directors Report	2
Covid-19 Notice.....	3
AP Flyer.....	4 & 7
Dining Car	5
Calendar of Events....	6
RPM Meet.....	8
Covid-19 Info.....	9
From the Editor.....	10
Area Clubs	11
Area Hobby Shops...	12
The Last Page	13

May 2020 Division 1 Meeting Will Be A Zoom On-line Meeting.

To attend the Zoom meeting you will need to install the free Zoom app on your platform (PC, Mac, iPhone, Android, iPad, Tablet). We will send more meeting information the week of the meeting via our mass email distribution.



WE WELCOME MIKE ARMSTRONG BACK FOR ANOTHER CLINIC.

He will present a Zoom clinic called: "Curves, Spirals, and SUPER Elevations on the Prototype and in Modeling" Join Us!

Cowcatcher Division

Division One of the Lone Star NMRA Region



NMRA Lone Star Region
Cowcatcher
Division 1
Whistle

Vol. 4 No. 5 May 2020

Cowcatcher Division 1 Director
Mike Mackey
director@cowcatcherdivision.org

Secretary

John "Trapper" Kirkpatrick
secretary@cowcatcherdivision.org

Treasurer

Dick Brannan
treasurer@cowcatcherdivision.org

Program Manager

Dennis Wright
pm@cowcatcherdivision.org

Operations Manager

David Grein
ops@cowcatcherdivision.org

Achievement Program Co-Managers

Leo and Lorrie Palitti
ap@cowcatcherdivision.org

Contest Advisor Co-Managers

Casey Akin
contest1@cowcatcherdivision.org
Cody Akin
contest2@cowcatcherdivision.org

Webmaster & Communications Manager

Mike Corley
webmaster@cowcatcherdivision.org

Newsletter Editor

Chris Galvin
editor@cowcatcherdivision.org

Division 1 Videographer

David Kranda
video@cowcatcherdivision.org

Director's Report

In the immortal words of Emerson, Lake & Palmer, "Welcome back my friends to the show that never ends. We're so glad you could attend. Come inside, Come inside... The shows about to start." And with that, we are another month into "Social Distancing"



While we are apart, we are connected and connecting! The LSR board has been conducting business via teleconferencing and staying in touch on several issues. More on that later. April 25, 2020 marked a **HUGE** turn for the NMRA. I was fortunate enough to be invited to be a clinician on the first ever, to be repeated, NMRA-X Virtual Convention. This 24 hour gathering, which offered a clinic an hour by 24 different clinicians, had an average hourly attendance of over 225 in each clinic. The "convention" was held on the Facebook platform. This platform was chosen because over 20,000 NMRA members subscribe to the NMRA Facebook group and because the organizers wanted this event to be free to anyone with an interest in model railroading. Since such an event needed to be advertised in some way, this offered a way to get the information out, **at no cost to the event**, so that more people would have the opportunity to attend this first event. The next event will be broadcast on May 16, 2020, on multiple platforms so that those with concerns about Facebook can be set at ease. Check back on the Division 1 website for updates on future events. (www.cowcatcherdivision.org)



After a 2 month hiatus, Division 1 will hold our May meeting via Zoom. Please visit our website and Facebook page for more information on the meeting login information. To attend the Zoom meeting you will need to install the free Zoom app on your platform (PC, Mac, iPhone, Android, iPad, Tablet). We will send more meeting information the week of the meeting via our mass email distribution. Mike Armstrong will be presenting his clinic on "Curves, Spirals and Super Elevations on the Prototype and in Modeling." Mike was General Director, Maintenance

Planning for the BNSF at the time of his retirement. His expertise on this subject makes him uniquely qualified to address your questions, which he will do after the clinic. We hope you can attend.

Until next month,... *Stay Inside, Stay Safe and Stay Healthy!*
Keep training,

Mike Mackey

Director, Cowcatcher Division 1

Cowcatcher Division

Division One of the Lone Star NMRA Region



COVID
CORONAVIRUS
DISEASE 19

STOP THE SPREAD OF GERMS

Help prevent the spread of respiratory diseases like COVID-19.

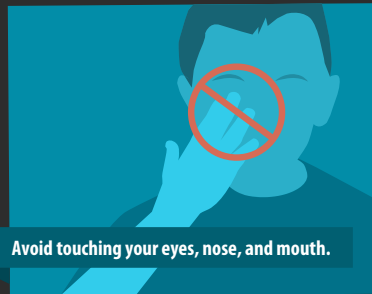
Avoid close contact with people who are sick.



Cover your cough or sneeze with a tissue, then throw the tissue in the trash.



Avoid touching your eyes, nose, and mouth.



Clean and disinfect frequently touched objects and surfaces.



Stay home when you are sick, except to get medical care.



Wash your hands often with soap and water for at least 20 seconds.



For more information: www.cdc.gov/COVID19

CS14915-A

LSR 2021
Convention

Will Be in Tulsa, OK
Details to follow in
future *Whistle*
Newsletters



Cowcatcher Division

Division One of the Lone Star NMRA Region



AP Flyer

By Lorrie Palitti



his month I would like to talk about paints. I've always been a "crafty" person making things big and small to decorate in and around the house. When I became a model railroader fourteen years ago I was excited to learn this new hobby along with using new tools, glue and paint to build/create models and do scenery. When we married, Leo had dozens of cans of "hobby" paint by Floquil and Testors. These little cans came in railroad colors, Pullman Green, Depot Buff, Reefer White, Rail Brown to name a few. It seemed crazy to spend \$6-\$8 for a very small can of spray paint when I could get something quite similar at Hobby Lobby for \$3-\$4 and get four times the paint with my purchase. Whenever we need a spray paint for a project, I go to Hobby Lobby and find a similar color in a spray can and it's always cheaper than hobby paint and does the same job. A lot of these spray cans will leave a shine after it's applied so I use Dull-Cote to tone that shine down. Dull-Cote is a must have for every modeler. Try to avoid gloss colors.

While strolling the aisles of Home Depot about 7 years ago, I came across a new line of paint from Rustoleum called "Camouflage" paint. These paints are really nice because they are all "flat" colors, no shine at all. We started painting the track on our layout with Floquils Rail Brown and ran out of paint 60% of the way through.



Floquil went out of business so we had to find another paint source to finish painting our track. The Rustoleum Camouflage "Earth Brown" is a great substitute. These days we have all the camouflage colors on hand. Whenever starting a new kit, I take all the detail parts out and give them a coating of Camouflage "Sand". This coat works as a nice primer but it also works great as a wood color after a quick wash of Alcohol and India ink.



Now some readers may be asking "Alcohol and India ink"? That's a trick I was taught when I first got started building models. My understanding is this is something that was formulated by George Sellios of Fine Scale Miniature models decades ago. By brushing detail parts and just about anything with this A&I stain, it highlights the details to make them easier to see with your eyes.

(AP Flyer continued on page 7....)

Cowcatcher Division

Division One of the Lone Star NMRA Region



From The Dining Car

By Mike Corley

Flaked Breast of Chicken Frisco Style

This month's recipe hales from the kitchens on the Frisco dining cars. It is a tasty treat for those cool spring days.

Ingredients

- 5 lb. roasting chicken, cooked
- 1 pt light cream
- 4 Tbsp butter salt to taste
- 6 medium mushrooms, sliced thick
- 1/4 tsp cayenne pepper
- 2 small green peppers, julienned
- 4 egg yolks, beaten
- 2 lbs sweetbreads, precooked and diced
- 1/2 cup light cream, warmed
- 2 pimentos, julienned
- 4 Tbsp dry sherry
- 1 Tbsp flour

Preparation

You'll need a four quart saucepan and small mixing bowl. This recipe takes an hour to prepare and should yield

about 12 servings. Remove cooked chicken from the bone, discard skin, shred meat coarsely, and set aside. In the saucepan over medium heat, melt butter and sauté mushrooms and green peppers until tender. Add chicken, sweetbreads, and pimentos. Dust lightly with flour. Stir in the pint of cream salt, and cayenne. Bring just to boil, reduce heat, and simmer for several minutes. Meanwhile, beat egg yolks until they reach a lemon color, then dissolve the 1/2 cup cream. Stir egg/cream mixture into simmering ingredients to thicken. Add sherry and stir to mix. Do not return to boil after egg yolks have been added or the sauce will break down. Serve hot over rice or noodles.

Have fun,

Mike Corley

Webmaster, Cowcatcher Division 1



Cowcatcher Division

Division One of the Lone Star NMRA Region



Calendar of Events & Train Shows



Visit

nmra.org

Visit the D1
website

cowcatcherdivision.org

May 2020

2nd - Youth In Model
Railroading January Meeting
10 am - 12 Noon @ Texas
Western Clubhouse,
Saturday
Cancelled

9th - Texas Western Model
RR Club Re-Opens for
Members and Prospective
Members Only, 2 - 9 pm @
6808 Forest Hill Dr, Forest
Hill, TX 76140,
Saturday

www.twmrc.org

May Meeting Cancelled

9th - NMRA Lone Star
Region Cowcatcher Divi-
sion 1 Meeting, Virtual
Zoom Meeting. 10 am -
1pm, Clinic: Mike
Armstrong: Trackwork
Saturday

www.cowcatcherdivision.org

16th - NMRA Lone Star Re-
gion Division 3 Meeting,
Christ the Servant Lutheran
Church, 821 S. Greenville
Ave, Allen, TX 75002,
10 am - 1 pm, Saturday

Cancelled

18th - Cowtown Model RR
Club General Meeting,
Handley Center, 3024
Forest Avenue, Ft Worth,
TX 76112, 7 pm - 9 pm,
Monday

<http://cmrrc.webs.com/>

June 2020

13th - NMRA Lone Star
Region Cowcatcher Divi-
sion 1 Meeting, at Texas
Western Model Railroad
Clubhouse, 10 am - 1 pm,
Saturday, Program: TBD
www.cowcatcherdivision.org
Depending on the status of
Covid-19 we may need to
post-pone the in person
meeting. Stay Safe & Stay
Well.



6th Annual Fall Train Show

Oct. 3, 2020

Sat. 9 am - 5 pm

Plano Centre
2000 E. Spring
Creek Pkwy
Plano, 75074

\$10. per Person
Children 12 and under
Free w/paid adult

Scouts & Scout
Leaders in Uniform,
Admission is FREE

dfwtrainshows.com

Cowcatcher Division

Division One of the Lone Star NMRA Region



(AP Flyer Continued from p. 4)

Another way to make detail pop out to the viewer is dry brushing after you're finished. Dry brushing is a simple yet effective practice. To dry brush, just put a dab of Apple Crate antique white or gull gray onto a paper towel and then gently coat both sides of the stiff bristled brush in the paint.



Your bristles should have a small amount of pigment in the bristles. Then take the brush and wipe off most of the paint on a paper towel in a back and forth motion. Do this until your brush barely leaves behind any paint pigment. In other words, only a bit of paint should appear with each stroke on the paper towel on the raised texture.

Use light, quick strokes, to gently apply your dry brush onto your working surface. A low to zero-pressure sweeping action will leave behind a small bit of pigment with each stroke. Repeat the process until you are satisfied with the result. Of course, practice on scraps first.

One last thing that I would like to share is improving the looks of the vehicles we put on our layouts. Most people take the cars out of the boxes and set them on the layout. It makes it look like everyone in town is driving a new car. To get away from that I like to tone down that shine. Model-Master makes "Flat-Finish" in a bottle that works perfect for this. I take a 1/8" soft brush, dip it in the Flat-Finish and go over all the painted parts of the cars or trucks. If the bumpers are too shiny for you, hit them too. Stay away from the windows. Once dry some dirt and grime powders/chalks are much easier to apply to the vehicles.

Until next month remember; it's okay to paint outside the lines!


Lorrie Palitti

Achievement Program Co- Manager
Cowcatcher Division 1



Cowcatcher Division

Division One of the Lone Star NMRA Region



You are Cordially Invited to the First Ever Red River Railway Prototype Modelers Meet

Modular Layouts, Craftsman Displays, Clinics, Manufacturers &
Layout Tours

For the modelers who recreate the prototype
Bring your favorite railroad models to display

Saturday, June 27, 2020
10:00 AM-6:00 PM


Forest Hill Civic Center
6901 Wichita Street
Forest Hill, TX

Admission \$20

Presented by the Texas Railway Modeling & Historical Society,
And the Cowcatcher Division of the National Model Railroad Association

TRMHS.org

Facebook: Red River Railway Prototype Modelers Meet



Sponsored in part by PolyPrinter
Polyprinter.org

Featured Vendors



Cowcatcher Division

Division One of the Lone Star NMRA Region



COVID
CORONAVIRUS
DISEASE
19

SYMPTOMS OF CORONAVIRUS DISEASE 2019

Patients with COVID-19 have experienced mild to severe respiratory illness.

Symptoms* can include

FEVER



COUGH



*Symptoms may appear 2-14 days after exposure.

Seek medical advice if you develop symptoms, and have been in close contact with a person known to have COVID-19 or if you live in or have recently been in an area with ongoing spread of COVID-19.

SHORTNESS OF BREATH



CS 315252-A 03/03/2020

For more information: www.cdc.gov/COVID19-symptoms

Cowcatcher Division

Division One of the Lone Star NMRA Region



From the Editor

PHOTO'S FROM MIKE ARMSTRONG'S ROCK ISLAND LINES HO SCALE MODEL RAILROAD.



Cowcatcher Division

Division One of the Lone Star NMRA Region



Area Model Railroad Clubs/News

Cowtown Model Railroad Club

Meets at the *Handley Community Center*, Upstairs
3024 Forest Avenue, Ft Worth. Website:
<https://cmrrc.webs.com>



CLMRR

Meets Tuesdays, Thursdays & Saturdays. The layout is located at
3904 Vista Ridge Ln, Alvarado, TX 76009 For information please
contact Lee Martin at [817-666-5367](tel:817-666-5367)



Dallas/Fort Worth O Scale Club

Normally meets two Saturdays per month in Richardson. Contact: Brady
McGuire, Tel: [903-868-2726](tel:903-868-2726), Email: bradyprrm1a@cablone.net or
or contact: Stan Schwartz, Email: ss124@sbcglobal.net for dates and
times. 1/48 12X41 lt/wt modular, 2-3 shows/year.



Denton Area Model Railroad Club

Meets the 2nd Tuesday of every month at 7 pm in the Denton Senior
Center Downtown. HO & N Scale modular layouts. Facebook Page
and Website: <https://www.facebook.com/damrrc/>



North Texas Chapter of the National Railway Historical Society

Meets 7:30 - 10:00 PM, First Tuesday of each month, often (but not always) at the
Grapevine Tourist & Visitors Information Center at Main St. and the FWWR railroad
tracks. Website: <https://ntxnrhs.org>

Texas Western Model Railroad Club

Meets Meets every Thursday & Saturday from 4 pm - 9 pm, Located at 6808 Forest
Hill, 76140. Facebook Page: <https://www.facebook.com/texaswesternmodelrailroadclub/>
Website: <https://www.twmrc.org>



Trinity N-Trak

Meets at Hobby World, Ft Worth at 6:30 PM. Check our website for time.
Website: <https://www.trinityntrak.com>



TNMRC

Meets at 11999 Plano Rd, Suite 154, Dallas, 75243 Check our website
for times. Website: <https://www.texasnorthern.org>



Cowcatcher Division

Division One of the Lone Star NMRA Region



Area Hobby Shops

Division 1 Sponsor


Discount Model Trains

4641 Ratliff Lane

Addison, TX 75001

972-931-8135

Hours: M-Sat. 10 AM - 6 PM



Angelo Hobbies
5600 Rufe Snow Drive Dr. #106
North Richland Hills, TX 76180

Hobbytown USA
746 Grapevine Hwy
Hurst, TX 76054

Hobby World
5658 Westcreek Dr. Ste. #500
Fort Worth, TX 76133

Model Train Crossing
1113 W. Pipeline Road
Hurst, TX 76053

Hobbytown USA
500 E. Round Grove Rd
Lewisville, TX 75067



Division 1 would like to Thank Discount Model Trains for their support !

*** Call before you Go, to check if these hobby shops are Open During the "Social Distancing" period. You may be able to get curb side pick up.**

Cowcatcher Division

Division One of the Lone Star NMRA Region



Effective March 31, 2020, in accordance with the policy adopted by the National Model Railroad Association (NMRA) at its board meeting on March 7, 2020, Division 1 of the Lone Star Region of the NMRA, commonly known as the “Cowcatcher Division”, will require anyone under the age of 18, wishing to attend any division event, to be personally escorted by their parent or legal guardian. Additionally, the parent or legal guardian must sign a current document stating that they will remain in visual contact with their minor at all times.

Mike Mackey
Director, Cowcatcher Division 1